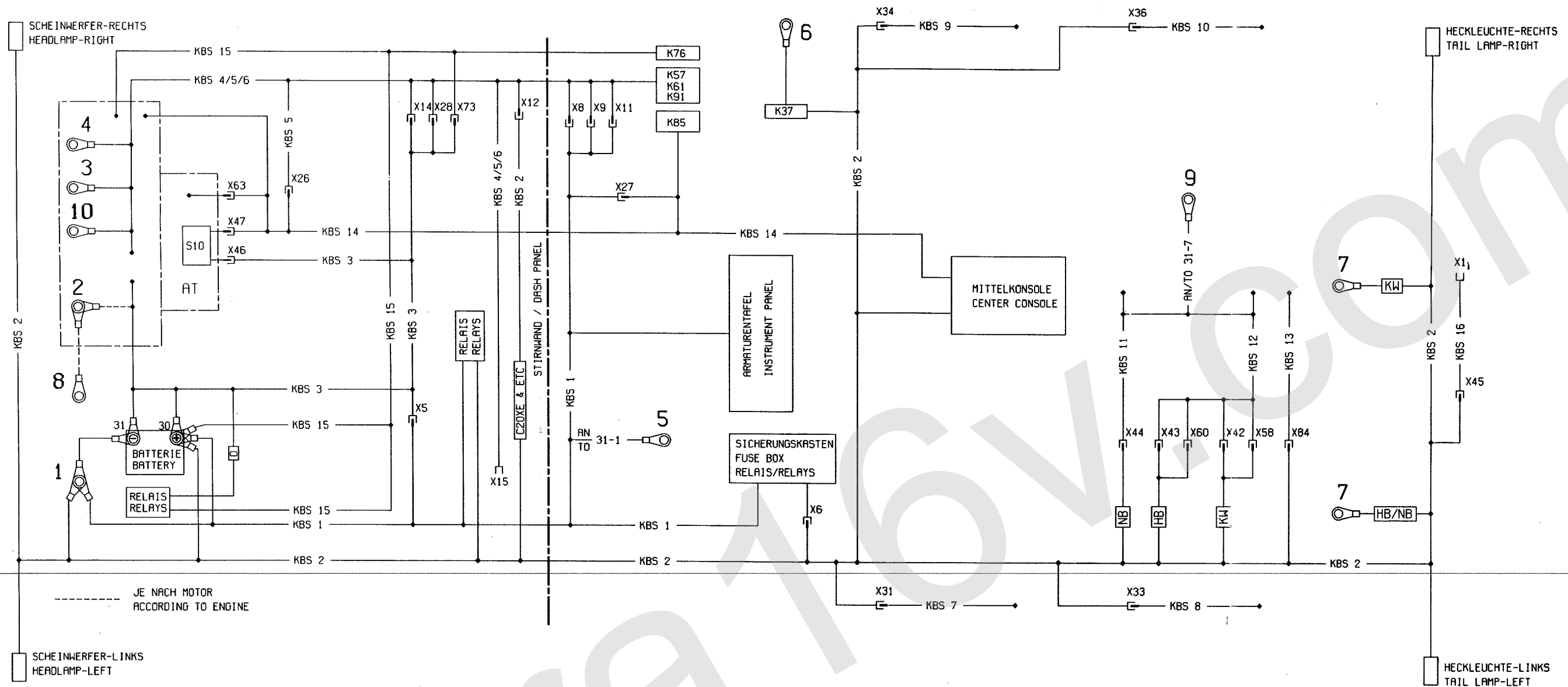


KABELSATZSCHEMA / WIRING HARNESS DIAGRAM



MASSEPUNKTE 31-
GROUND POINTS

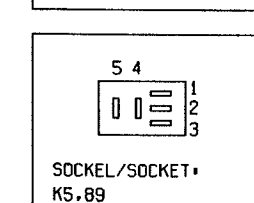
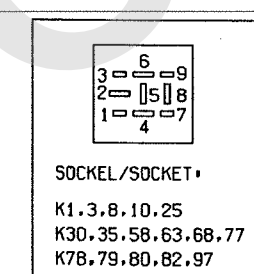
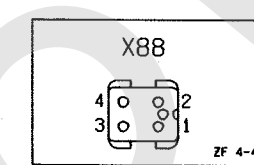
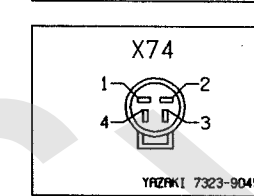
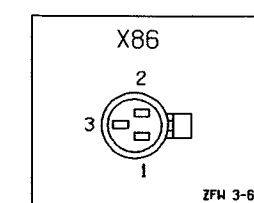
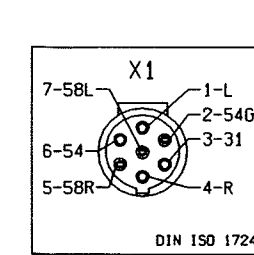
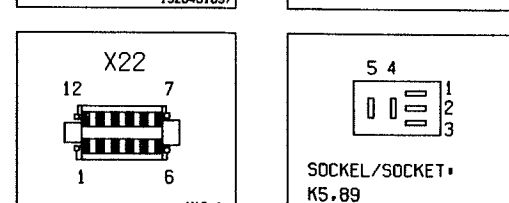
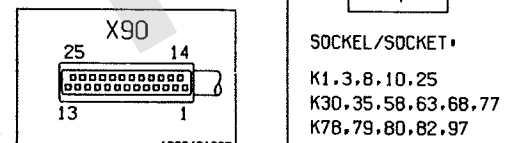
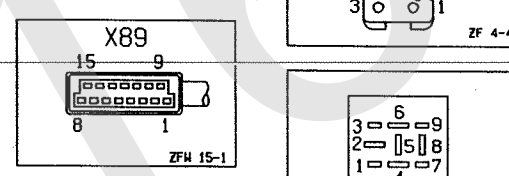
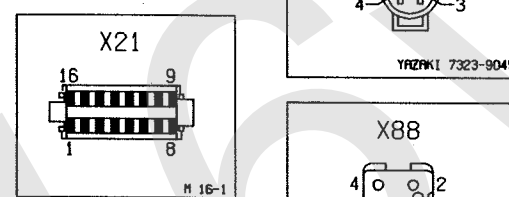
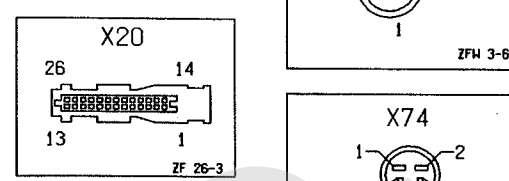
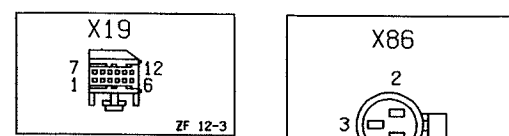
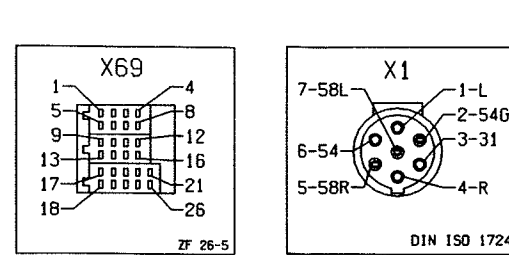
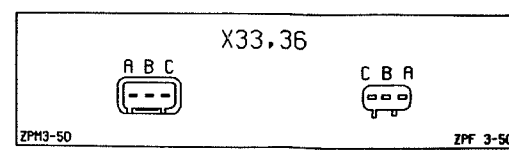
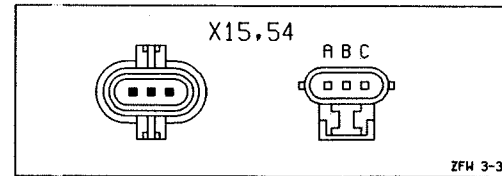
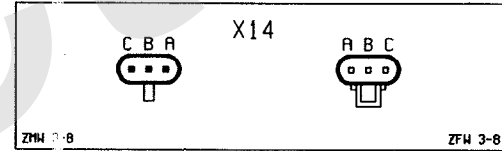
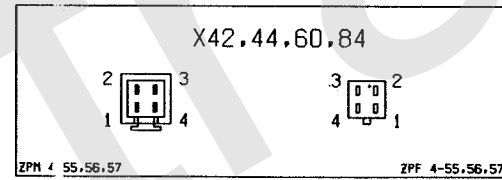
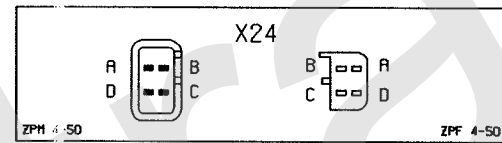
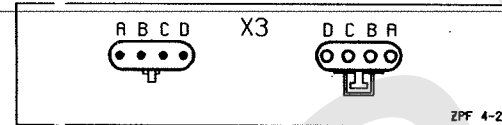
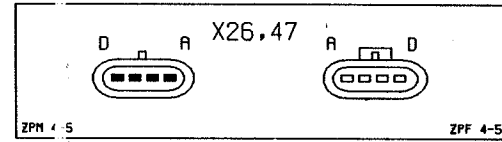
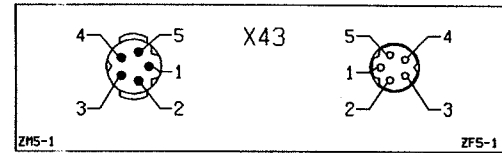
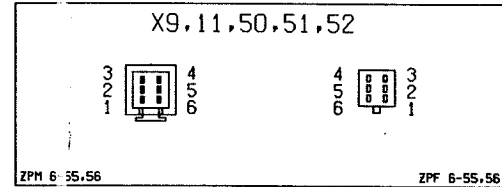
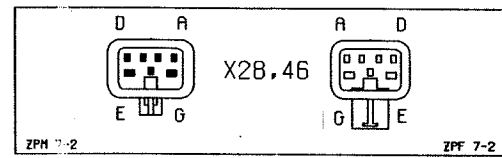
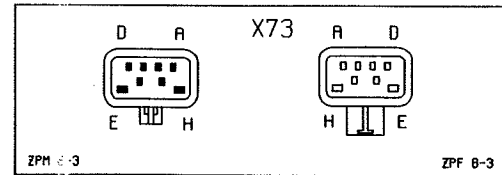
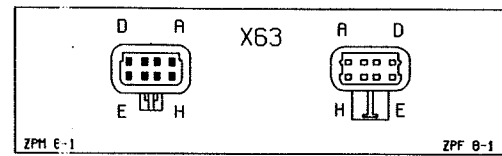
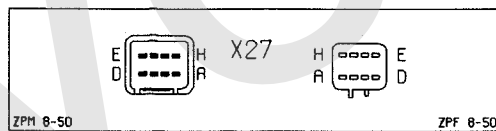
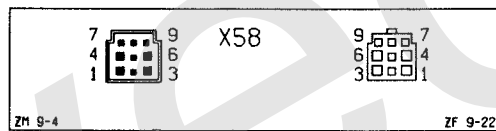
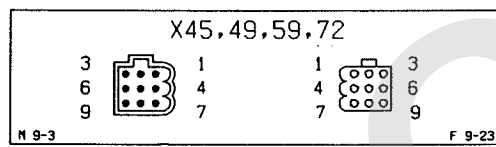
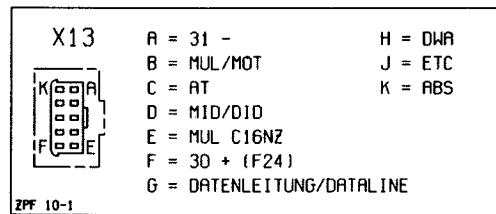
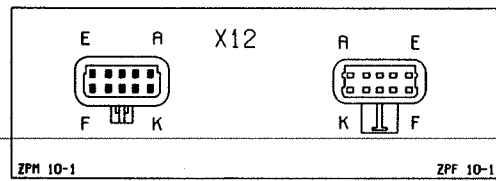
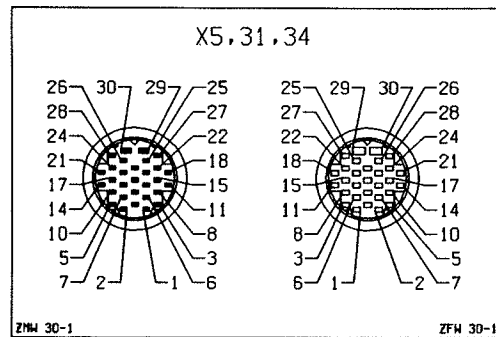
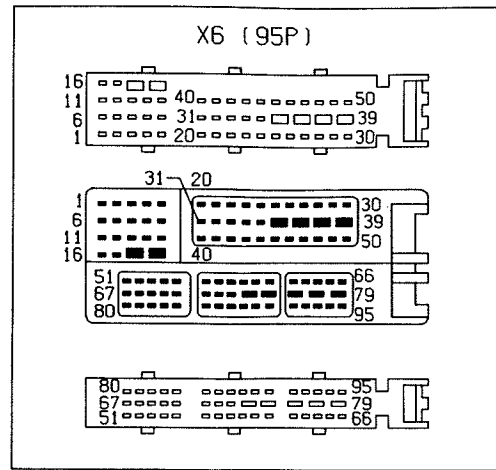
- | | |
|-------------------------------------|--------------------------------|
| 1 = KAROSSERIE-VORN.LINKS | BODY-FRONT,LEFT |
| 2 = MOTOR | ENGINE |
| 3 = MOTOR | ENGINE |
| 4 = MOTOR | ENGINE |
| 5 = HALTER-LENKSAEULE | BRACKET-STEERING COLUMN |
| 6 = A-SAEULE,RECHTS | A-PILLAR,RIGHT |
| 7 = KAROSSERIE-HINTEN,LINKS (HB/NB) | BODY-REAR,LEFT (HB/NB) |
| 8 = KAROSSERIE-HINTEN,MITTE (KW) | BODY-REAR,CENTER (KW) |
| 9 = KAROSSERIE | BODY |
| 10 = Klappe-RUECKWAND | TAIL GATE |
| 10= MOTOR (LAMBDA SONDE) | ENGINE (SENSOR OXYGEN EXHAUST) |

KABELSAETZE (KBS)
WIRING HARNESSES

- | | |
|--------------------------------------|-----------------------------|
| KBS 1 = ARMATURENTAFEL | INSTRUMENT PANEL |
| KBS 2 = KAROSSERIE | BODY |
| KBS 3 = MOTOR | ENGINE |
| KBS 4 = MULTEC-M | MULTEC-M |
| KBS 5 = MULTEC | MULTEC |
| KBS 6 = MOTRONIC | MOTRONIC |
| KBS 7 = FAHRERTUER | DRIVER DOOR |
| KBS 8 = TUER-HINTEN,LINKS | DOOR-REAR,LEFT |
| KBS 9 = BEIFAHRERTUER | COODRIVER DOOR |
| KBS 10 = TUER-HINTEN,RECHTS | DOOR-REAR,RIGHT |
| KBS 11 = DECKEL-HECKRAUM (NB) | LID-TRUNK (NB) |
| KBS 12 = Klappe-RUECKWAND (HB/KW) | TAIL GATE (HB/KW) |
| KBS 13 = LESELEUCHTE | READING LAMP |
| KBS 14 = AUTOMATIKGETRIEBE | AUTOMATIC TRANSMISSION |
| KBS 15 = STEUERGERAET-GLUEHZEIT (TD) | CONTROL UNIT-GLOW TIME (TD) |
| KBS 16 = STECKDOSE-ANHAENGER | SOCKET-TRAILER |

GERAETE / UNITS

- | | | |
|-----|----------------------------------|-------------------------------------|
| K37 | STEUERGERAET-ZENTRALVERRIEGELUNG | CONTROL UNIT-CENTRAL LOCK |
| K57 | STEUERGERAET-MULTEC | CONTROL UNIT-MULTEC |
| K61 | STEUERGERAET-MOTRONIC | CONTROL UNIT-MOTRONIC |
| K76 | STEUERGERAET-GLUEHZEIT | CONTROL UNIT-GLOW TIME |
| K85 | STEUERGERAET-AUTOMATIKGETRIEBE | CONTROL UNIT-AUTOMATIC TRANSMISSION |
| K91 | STEUERGERAET-MULTEC-M | CONTROL UNIT-MULTEC-M |
| S10 | SCHALTER-AUTOMATIKGETRIEBE | SWITCH-AUTOMATIC TRANSMISSION |



STECKVERBINDUNGEN / CONNECTIONS

- | | |
|--|--|
| X1 STECKDOSE-ANHAENGER 7P | SOCKET-TRAILER 7P |
| X3 MULTEC & ZUENDVERTEILER 4P | MULTEC & IGNITION DISTRIBUTOR 4P |
| X5 ARMATURENTAFEL & MOTOR 30P | INSTRUMENT PANEL & ENGINE 30P |
| X6 ARMATURENTAFEL & KAROSSERIE 95P | INSTRUMENT PANEL & BODY 95P |
| X8 ARMATURENTAFEL & MOT/MUL 2P | INSTRUMENT PANEL & MOT/MUL 2P |
| X9 ARMATURENTAFEL & MOT/MUL 6P | INSTRUMENT PANEL & MOT/MUL 6P |
| X11 ARMATURENTAFEL & MOT/MUL 6P | INSTRUMENT PANEL & MOT/MUL 6P |
| X12 KAROSSERIE & MOTRONIC 10P (ETC) | BODY & MOTRONIC 10P (ETC) |
| X13 DIAGNOSE 10P (IM SICHERUNGSKASTEN) | DIAGNOSTIC LINK 10P (IN FUSE BOX) |
| X14 MOTOR & MOT/MUL 3P | ENGINE & MOT/MUL 3P |
| X15 OKTANZAHL 3P | OCTANE NUMBER 3P |
| X19 ARMATURENTAFEL & UHR/D10/MID 12P | INSTRUMENT PANEL & CLOCK/D10/MID 12P |
| X20 ARMATURENTAFEL & MID 26P | INSTRUMENT PANEL & MID 26P |
| X21 ARMATURENTAFEL & INSTRUMENT 16P | INSTRUMENT PANEL & INSTRUMENT 16P |
| X22 ARMATURENTAFEL & INSTRUMENT 12P | INSTRUMENT PANEL & INSTRUMENT 12P |
| X24 ARMATURENTAFEL & SCHALTER-MID 4P | INSTRUMENT PANEL & SWITCH-MID 4P |
| X26 MULTEC & AT 4P | MULTEC & AT 4P |
| X27 ARMATURENTAFEL & AT 8P | INSTRUMENT PANEL & AT 8P |
| X28 MOTRONIC & MOTOR 7P | MOTRONIC & ENGINE 7P |
| X31 KAROSSERIE & FAHRERTUER 30P | BODY & DRIVER DOOR 30P |
| X33 KAROSSERIE & TUER-HINTEN, LINKS 3P | BODY & DOOR-REAR, LEFT 3P |
| X34 KAROSSERIE & BEIFAHRTUER 30P | BODY & CO-DRIVER DOOR 30P |
| X36 KAROSSERIE & TUER-HINTEN, RECHTS 3P | BODY & DOOR-REAR, RIGHT 3P |
| X42 KAROSSERIE & KLAPPE, RUECKWAND 4P (KW) | BODY & TAIL GATE 4P (KW) |
| X43 KAROSSERIE & KLAPPE, RUECKWAND 5P (HB) | BODY & TAIL GATE 5P (HB) |
| X44 KAROSSERIE & DECKEL, HECKRAUM 4P (NB) | BODY & LID, TRUNK 4P (NB) |
| X45 KAROSSERIE & STECKDOSE, ANHAENGER 9P | BODY & SOCKET TRAILER 9P |
| X46 MOTOR & SCHALTER-AT 7P | ENGINE & SWITCH-AT 7P |
| X47 AT & SCHALTER-AT 4P | AT & SWITCH-AT 4P |
| X49 FAHRERTUER & SCHALTER-FENSTERHEBER 9P | DRIVER DOOR & SWITCH-WINDOW LIFTER 9P |
| X50 CODIERUNG-NEBELSCHLUSSLEUCHTE 6P | CODE-FOG LAMP, REAR 6P |
| X51 TUER & AUSSENSPIEGEL, FAHRERSEITE 6P | DOOR & OUTSIDE MIRROR, DRIVER SIDE 6P |
| X52 TUER & AUSSENSPIEGEL, BEIFAHRESEITE 6P | DOOR & OUTSIDE MIRROR, CO-DRIVER SIDE 6P |
| X54 CODIERUNG 3P | CODE 3P |
| X58 KAROSSERIE & KLAPPE, RUECKWAND 9P (KW) | BODY & TAIL GATE 9P (KW) |
| X59 BEIFAHRTUER & SCHALTER-FENSTERHEBER 9P | CO-DRIVER DOOR & SWITCH-WINDOW LIFTER 9P |
| X60 KAROSSERIE & KLAPPE, RUECKWAND 4P (HB) | BODY & TAIL GATE 4P (HB) |
| X63 AT & MAGNETVENTILE 6P | AT & SOLENOID VALVES 6P |
| X69 ARMATURENTAFEL & RADIO 26P | INSTRUMENT PANEL & RADIO 26P |
| X72 FAHRERTUER & SCHALTER-SPIEGEL 9P | DRIVER DOOR & SWITCH-MIRROR 9P |
| X73 MOTOR & STEUERGERAET-GLUEHZEIT 8P | ENGINE & CONTROL UNIT-GLOW TIME 8P |
| X74 MOTOR & GENERATOR 4P (TD) | ENGINE & ALTERNATOR 4P (TD) |
| X76 KAROSSERIE & GEBER-DREHZAHL, ABS 2P | BODY & SENSOR-REVOLUTION, ABS 2P |
| X77 KAROSSERIE & GEBER-DREHZAHL, ABS 2P | BODY & SENSOR-REVOLUTION, ABS 2P |
| X78 KAROSSERIE & GEBER-DREHZAHL, ABS 2P | BODY & SENSOR-REVOLUTION, ABS 2P |
| X79 KAROSSERIE & GEBER-DREHZAHL, ABS 2P | BODY & SENSOR-REVOLUTION, ABS 2P |
| X84 KAROSSERIE & LESELEUCHTEN, HINTEN 4P | BODY & READING LAMPS, REAR 4P |
| X86 KAROSSERIE & SCHALTER-TEMPERATUR, KUEHLMITTEL 3P | BODY & SWITCH-TEMPERATURE, COOLANT 3P |
| X87 MOTOR & GENERATOR 2P (DIESEL) | ENGINE & GENERATOR 2P (DIESEL) |
| X88 KAROSSERIE & HYDROAGGREGAT 4P (ABS/ETC) | BODY & HYDROAGGREGAT 4P (ABS/ETC) |
| X89 KAROSSERIE & HYDROAGGREGAT 15P (ABS) | BODY & HYDROAGGREGAT 15P (ABS) |
| X90 KAROSSERIE & HYDROAGGREGAT 25P (ETC) | BODY & HYDROAGGREGAT 25P (ETC) |

* = NICHT GEZEICHNET/NOT SHOWN

TEILEANORDNUNG BLATT I / PARTS INSTALLATION SHEET I

STEUERGERÄTE, RELAIS / CONTROL UNITS, RELAYS


			LHD	RHD		
* K1	RELAIS-HECKSCHEIBE, HEIßBAR	RELAY-BACK WINDOW, HEATED	B 3 H	E 3 H	SICHERUNGSKASTEN	FUSE BOX
* K3	RELAIS-ANLASSER, DIEBSTAHLWARNANLAGE	RELAY-STARTER, ANTI THEFT WARNING UNIT	B 3 H	E 3 H	HINTER SICHERUNGSKASTEN	BEHIND FUSE BOX
* K5	RELAIS-NEBELSCHEINWERFER	RELAY-FOG LAMP	B 3 H	E 3 H	SICHERUNGSKASTEN	FUSE BOX
* K8	RELAIS-INTERVALL, WISCHER, FRONTSCHIEBE	RELAY-INTERVAL, WIPER, WINDSHIELD	B 3 H	E 3 H	SICHERUNGSKASTEN	FUSE BOX
* K10	BLINKGEBER	FLASHER UNIT	B 3 H	E 3 H	SICHERUNGSKASTEN	FUSE BOX
K20	ZUENDUNGSMODUL - ZUENDSPULE	IGNITION MODUL - IGNITION COIL	B 2 H	B 2 H	AN ZUENDSPULE	AT IGNITION COIL
* K25	RELAIS-GLUEHZEIT	RELAY-GLOW TIME	B 2 H	B 2 H	RELAISKASTEN, RADEINBAU	RELAY BOX, WHEELHOUSE
* K30	RELAIS-INTERVALL, WISCHER, HECKSCHEIBE	RELAY-INTERVAL, WIPER, BACK WINDOW	B 3 H	E 3 H	SICHERUNGSKASTEN	FUSE BOX
* K35	ZEITRELAIS-AUSSENSPIEGEL, HEIßBAR	RELAY-TIME DELAY, OUTSIDE MIRROR, HEATED	B 3 H	E 3 H	SICHERUNGSKASTEN	FUSE BOX
* K37	STEUERGERÄT - ZENTRALVERRIEDELUNG	CONTROL UNIT - CENTRAL LOCKING	F 3 H	F 3 H	HINTER VERKLEIDUNG-FUSSRAUM, SEITLICH	BEHIND MOULDING-LEG ROOM, SIDE
* K57	STEUERGERÄT - MULTIEC	CONTROL UNIT - MULTIEC	F 3 H	F 3 H	HINTER VERKLEIDUNG-FUSSRAUM, SEITLICH	BEHIND MOULDING-LEG ROOM, SIDE
* K58	RELAIS-PUMPE, KRAFTSTOFF (MUL)	RELAY-FUEL PUMP (MUL)	F 3 H	F 3 H	HINTER VERKLEIDUNG-FUSSRAUM, SEITLICH	BEHIND MOULDING-LEG ROOM, SIDE
* K59	RELAIS-TAGESFAHRLICHT	RELAY-DRY RUNNING LIGHT	B 3 J	E 3 J	AN HALTER-LENKSAULE	AT BRACKET STEERING-COLUMN
* K61	STEUERGERÄT - MOTRONIC	CONTROL UNIT - MOTRONIC	F 3 H	F 3 H	HINTER VERKLEIDUNG-FUSSRAUM, SEITLICH	BEHIND MOULDING-LEG ROOM, SIDE
* K63	RELAIS-FANFARE	RELAY-TRUMPET HORN	C 2 J	C 2 J	RELAISKASTEN, STIRNWAHD	RELAY BOX, DASH PANEL
* K67	RELAIS-GEBLÄSE, KUEHLER, 2. STUFE (TD)	RELAY-BLOWER, RADIATOR, 2-STAGE (TD)	C 2 J	C 2 J	RELAISKASTEN, STIRNWAHD	RELAY BOX, DASH PANEL
* K68	RELAIS-EINSPRITZANLAGE, KRAFTSTOFF (MOT)	RELAY-INJECTION UNIT, FUEL (MOT)	F 3 H	F 3 H	HINTER VERKLEIDUNG-FUSSRAUM, SEITLICH	BEHIND MOULDING-LEG ROOM, SIDE
* K76	STEUERGERÄT - GLUEHZEIT	CONTROL UNIT - GLOW TIME	F 3 H	F 3 H	HINTER VERKLEIDUNG-FUSSRAUM, SEITLICH	BEHIND MOULDING-LEG ROOM, SIDE
* K77	RELAIS-GLUEHSTIFTKERZEN	RELAY-GLOW PLUGS	F 3 H	F 3 H	HINTER VERKLEIDUNG-FUSSRAUM, SEITLICH	BEHIND MOULDING-LEG ROOM, SIDE
* K78	RELAIS-VORWIDERSTAND	RELAY-PRE-RESISTOR	F 3 H	F 3 H	HINTER VERKLEIDUNG-FUSSRAUM, SEITLICH	BEHIND MOULDING-LEG ROOM, SIDE
* K79	RELAIS-LADENKONTROLLE	RELAY-CHARGING INDICATOR	F 3 H	F 3 H	HINTER VERKLEIDUNG-FUSSRAUM, SEITLICH	BEHIND MOULDING-LEG ROOM, SIDE
* K80	RELAIS-FILTERHEIZUNG	RELAY-FILTER HEATING	B 2 H	B 2 H	RELAISKASTEN, RADEINBAU	RELAY BOX, WHEELHOUSE
* K82	RELAIS-DREHZÄHL, MOTOR (D)	RELAY-REVOLUTION, ENGINE (D)	B 2 H	B 2 H	RELAISKASTEN, RADEINBAU	RELAY BOX, WHEELHOUSE
* K85	STEUERGERÄT - AUTOMATISCHER TRIEBE	CONTROL UNIT - AUTOMATIC TRANSMISSION	E 3 H	B 3 H	ZWISCHEN STIRNWAHD UND HANDSCHUHFACH	BETWEEN DASH PANEL AND GLOVE BOX
* K89	RELAIS-NEBELSCHLUSSLEUCHE	RELAY-FOG LAMP, REAR	B 3 H	E 3 H	SICHERUNGSKASTEN	FUSE BOX
* K91	STEUERGERÄT - MULTIEC-M	CONTROL UNIT - MULTIEC-M	F 3 H	F 3 H	HINTER VERKLEIDUNG-FUSSRAUM, SEITLICH	BEHIND MOULDING-LEG ROOM, SIDE
* K94	STEUERGERÄT - DIEBSTAHLWARNANLAGE	CONTROL UNIT - ANTI THEFT WARNING UNIT	F 3 H	F 3 H	HINTER VERKLEIDUNG-FUSSRAUM, SEITLICH	BEHIND MOULDING-LEG ROOM, SIDE
* K95	STEUERGERÄT - ETC	CONTROL UNIT - ELECTRIC TRACTION CONTROL	A 4 G	A 4 G	ZWISCHEN SITZ UND SCHWELER	BETWEEN SEAT AND ROCKER
* K97	ZEITRELAIS-WASCHERPUMPE, SCHEINWERFER	RELAY-TIME DELAY, WASHER PUMP, HEADLAMPS	C 2 J	C 2 J	RELAISKASTEN, STIRNWAHD	RELAY BOX, DASH PANEL
* H19	WARNSUMMER - SCHEINWERFER, EINSCHALT-KONTROLLE	WARNING BUZZER - HEADLAMP-SW	B 3 H	E 3 H	SICHERUNGSKASTEN	FUSE BOX
P14	GEBER-HEGSTRECKE (17D1)	SENSOR-DISTANCE (17D)	B 2 G	B 2 G	TACHOWELLE	DRIVE SHAFT - SPEEDOMETER
P21	GEBER-HEGSTRECKE	SENSOR-DISTANCE	C 3 J	D 3 J	IM INSTRUMENT	IN INSTRUMENT
P25	GEBER-GLUEHLAMPENKONTROLLE	SENSOR-BULB TEST	E 3 H	B 3 H	UEBER HANDSCHUHKASTEN	ABOVE GLOVE BOX
U4-8	STEUERGERÄT - ABS	CONTROL UNIT - ABS	B 2 H	B 2 H	IM HYDROAGREGAT	IN HYDROAGREGAT
* SIEHE BLATT 11 / SEE SHEET 11						

SICHERUNGEN / FUSES

			B 3 H	E 3 H		
* F1-F28	SICHERUNGEN	FUSES	B 3 H	E 3 H	SICHERUNGSKASTEN	FUSE BOX
* F36	SICHERUNG-FILTERHEIZUNG	FUSE-FILTER HEATING	B 2 H	B 2 H	RELAISKASTEN, RADEINBAU	RELAY BOX, WHEELHOUSE
* F38	SICHERUNG-DIEBSTAHLWARNANLAGE	FUSE-ANTI THEFT WARNING UNIT	B 3 H	E 3 H	HINTER SICHERUNGSKASTEN	BEHIND FUSE BOX
* F41	SICHERUNG-GLUEHSTIFTKERZEN (MAXI)	FUSE-GLOW PLUGS (MAXI)	B 2 H	B 2 H	RELAISKASTEN, RADEINBAU	RELAY BOX, WHEELHOUSE
* F45	SICHERUNG-FANFAREN	FUSE-TRUMPET HORNS	C 2 J	C 2 J	RELAISKASTEN, STIRNWAHD	RELAY BOX, DASH PANEL
* SIEHE BLATT 11 / SEE SHEET 11						

STECK-ERBINDUNGEN KABELSAETZE / PLUG CONNECTIONS WIRING HARNESSSES

			B 2 H	B 2 H		
X5	ARMATURENTAFEL & MOTOR 30P	INSTRUMENT PANEL & ENGINE 30P	B 2 H	B 2 H	AN AUFNAHME-FEDERBEIN	AT LOCATION-SHOCK ABSORBER
X6	ARMATURENTAFEL & KAROSSERIE 95P	INSTRUMENT PANEL & BODY 95P	A 3 G	A 3 G	HINTER VERKLEIDUNG-FUSSRAUM, SEITLICH	BEHIND MOULDING-LEG ROOM, SIDE
X8	ARMATURENTAFEL & MOT/MUL 2P	INSTRUMENT PANEL & MOT/MUL 2P	F 3 H	F 3 H	HINTER VERKLEIDUNG-FUSSRAUM, SEITLICH	BEHIND MOULDING-LEG ROOM, SIDE
X9	ARMATURENTAFEL & MOT/MUL 6P	INSTRUMENT PANEL & MOT/MUL 6P	F 3 H	F 3 H	HINTER VERKLEIDUNG-FUSSRAUM, SEITLICH	BEHIND MOULDING-LEG ROOM, SIDE
X11	ARMATURENTAFEL & MOT/MUL 6P	INSTRUMENT PANEL & MOT/MUL 6P	F 3 H	F 3 H	HINTER VERKLEIDUNG-FUSSRAUM, SEITLICH	BEHIND MOULDING-LEG ROOM, SIDE
X12	KAROSSERIE & MOTRONIC (ETC) 10P	BODY & MOTRONIC (ETC) 10P	E 2 J	E 2 J	RADEINBAU	WHEELHOUSE
* X13	DIAGNOSE 10P	DIAGNOSTIC LINK 10P	B 3 H	E 3 H	IM SICHERUNGSKASTEN	IN FUSE BOX
X14	MOTOR & MOT/MUL 3P	ENGINE & MOT/MUL 3P	C 2 H	C 2 H	AN MOTOR	AT ENGINE
X15	OKTANZAHL 3P	OCTANE NUMBER 3P	B 2 J	B 2 J	AN HALTER-KUEHLWASSERAUSGLEICHBEHALTER	AT BRACKET-SURGE TANK
X26	MULTIEC & AT 4P	MULTIEC & AT 4P	D 2 H	D 2 H	MOTORRAUM	ENGINE COMPARTMENT
X27	ARMATURENTAFEL & AT 8P	INSTRUMENT PANEL & AT 8P	F 3 H	F 3 H	HINTER VERKLEIDUNG-FUSSRAUM, SEITLICH	BEHIND MOULDING-LEG ROOM, SIDE
X45	KAROSSERIE & STECKDOSE ANHÄNGER 9P	BODY & SOCKET TRAILER 9P	C 7 H	C 7 H	HINTER VERKLEIDUNG-HECKRAUM	BEHIND PANEL-TRUNK COMPARTMENT
X50	CODIERUNG-NEBELSCHLUSSLEUCHE 6P	CODE-FOG LAMP, REAR 6P	B 3 H	E 3 H	SICHERUNGSKASTEN	FUSE BOX
X63	AT & MAGNETVENTILE 8P	AT & SOLENOID VALVE 8P	C 2 H	C 2 H	MOTORRAUM	ENGINE COMPARTMENT
X73	MOTOR & STEUERGERÄT-GLUEHZEIT 8P	ENGINE & CONTROL UNIT-GLOW TIME 8P	E 2 J	E 2 J	RADEINBAU	WHEELHOUSE
X84	KAROSSERIE & LESELEUCHTEN, HINTEN 4P	BODY & READING LAMP, REAR 4P	A 6 H	A 6 H	HINTER VERKLEIDUNG-HECKRAUM	BEHIND PANEL-TRUNK COMPARTMENT
* SIEHE BLATT 11 / SEE SHEET 11						



TEILEANORDNUNG BLATT II / PARTS INSTALLATION SHEET II

BILD A

- K97 POS. 1 KABELSATZSTECKER, GELB
- K63 POS. 2 KABELSATZSTECKER, SCHWARZ
- F45 POS. 3 KABELSATZSTECKER, SCHWARZ
- K67 POS. 4 KABELSATZSTECKER, GRÜN

ILLUSTRATION A

- K97 POS. 1 PLUG CONNECTION WIRING HARNESS, YELLOW
- K63 POS. 2 PLUG CONNECTION WIRING HARNESS, BLACK
- F45 POS. 3 PLUG CONNECTION WIRING HARNESS, BLACK
- F45 POS. 3 PLUG CONNECTION WIRING HARNESS, GREEN

BILD B

- K10 POS. 1
- K30 POS. 2
- K89 POS. 3
- K5 POS. 4
- H19 POS. 7
- K1 POS. 6
- X13 POS. 7
- K8 POS. 8
- K35 POS. 11
- K3 POS. 12 KABELSATZSTECKER, SCHWARZ
- F48 POS. 13
- F1 BIS F28 POS. 5 MAXI SICHERUNGEN
POS. 6 SICHERUNGEN

ILLUSTRATION B

- K10 POS. 1
- K30 POS. 2
- K89 POS. 3
- K5 POS. 4
- H19 POS. 7
- K1 POS. 6
- X13 POS. 7
- K8 POS. 8
- K35 POS. 11
- K3 POS. 12 PLUG CONNECTION WIRING HARNESS, BLACK
- F48 POS. 13
- F1 TO F28 FUS. 5 MAXI FUSE
FUS. 6 FUSE

BILD C

- K59 POS. 1

ILLUSTRATION C

- K59 POS. 1

BILD D

- K94 POS. 1
- K37 POS. 2
- K58 POS. 3 KABELSATZSTECKER, SCHWARZ
- K68 POS. 3 KABELSATZSTECKER, SCHWARZ
- K57 POS. 4
- K61 POS. 4
- K91 POS. 4
- K76 POS. 4
- K79 POS. 5 KABELSATZSTECKER, ROT
- K77 POS. 6 KABELSATZSTECKER, SCHWARZ
- K78 POS. 7 KABELSATZSTECKER, SCHWARZ

ILLUSTRATION D

- K94 POS. 1
- K37 POS. 2
- K58 POS. 3 PLUG CONNECTION WIRING HARNESS, BLACK
- K68 POS. 3 PLUG CONNECTION WIRING HARNESS, BLACK
- K57 POS. 4
- K61 POS. 4
- K91 POS. 4
- K76 POS. 4
- K79 POS. 5 PLUG CONNECTION WIRING HARNESS, RED
- K77 POS. 6 PLUG CONNECTION WIRING HARNESS, BLACK
- K78 POS. 7 PLUG CONNECTION WIRING HARNESS, BLACK

BILD E

- K80 POS. 1 KABELSATZSTECKER, GRÜN
- F36 POS. 2 KABELSATZSTECKER, SCHWARZ
- F41 POS. 3 KABELSATZSTECKER, SCHWARZ
- K25 POS. 4 KABELSATZSTECKER, SCHWARZ
- K82 POS. 5 KABELSATZSTECKER, SCHWARZ

ILLUSTRATION E

- K80 POS. 1 PLUG CONNECTION WIRING HARNESS, GREEN
- F36 POS. 2 PLUG CONNECTION WIRING HARNESS, BLACK
- F41 POS. 3 PLUG CONNECTION WIRING HARNESS, BLACK
- K25 POS. 4 PLUG CONNECTION WIRING HARNESS, BLACK
- K82 POS. 5 PLUG CONNECTION WIRING HARNESS, BLACK

