

TECHNISCHE INFORMATION

FAHRZEUG - TYP

SENATOR-B

TI - NUMMER

TI-C-21

BAUGRUPPE

N-115

DATUM November 1990

BLATT 1 VON 13

| BEREICHE | INHABER | KD-LEITER | VERKAUFSLEITER | TEILE-LEITER | GEWÄHRLEISTUNG | MEISTER | KD-BERATER | MECHANIKER |
|----------------------|---------|-----------|----------------|--------------|----------------|---------|------------|------------|
| SICHTVERMERK / DATUM | | | | | | | | |

Betrifft: Stromlaufplan

Fahrzeuge: SENATOR-B, ab Modelljahr 1991

Dieser Technischen Information ist als Anlage der Stromlaufplan für SENATOR-B beigelegt.

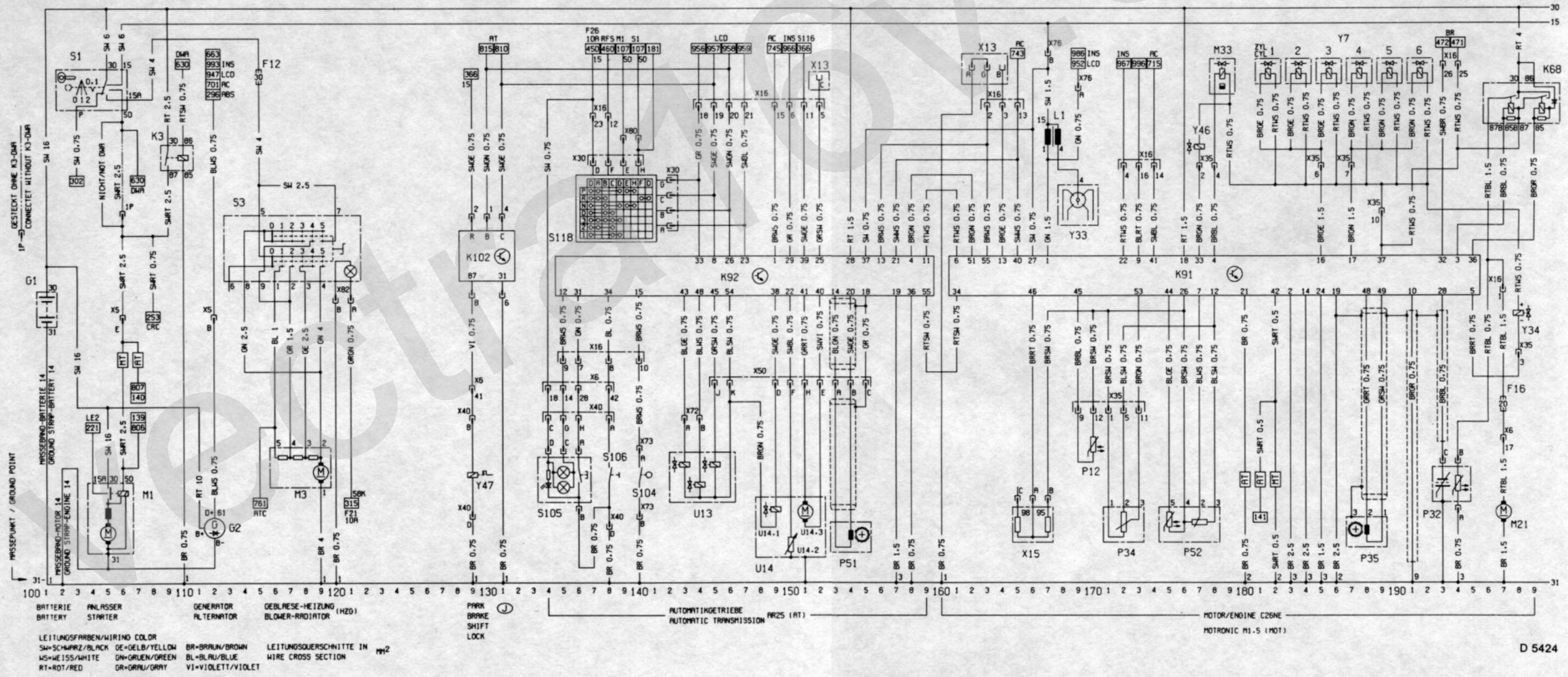
Der Stromlaufplan ist in neun Detailpläne gegliedert.
Er enthält Änderungen und Ergänzungen, die mit oder im Modelljahr 1991 einsetzen.

Das beigelegte Kabelsatzschema mit Massepunkten, Steckern und Steckverbindungen wurde ebenfalls geändert und ergänzt.

- 1 -

TI-C-21 Hinweise über Sicherheit und Umweltschutz beachten. Diese Technische Information ist nur für den internen Gebrauch bestimmt. Alle Angaben einschließlich evtl. vorhandener Katalog-Nummern entsprechen dem Stand der Drucklegung. Nachdruck oder Übersetzung, auch auszugsweise, ist ohne schriftliche Genehmigung der Adam Opel AG nicht gestattet. Alle Rechte nach dem Gesetz über das Urheberrecht bleiben der Adam Opel AG ausdrücklich vorbehalten.

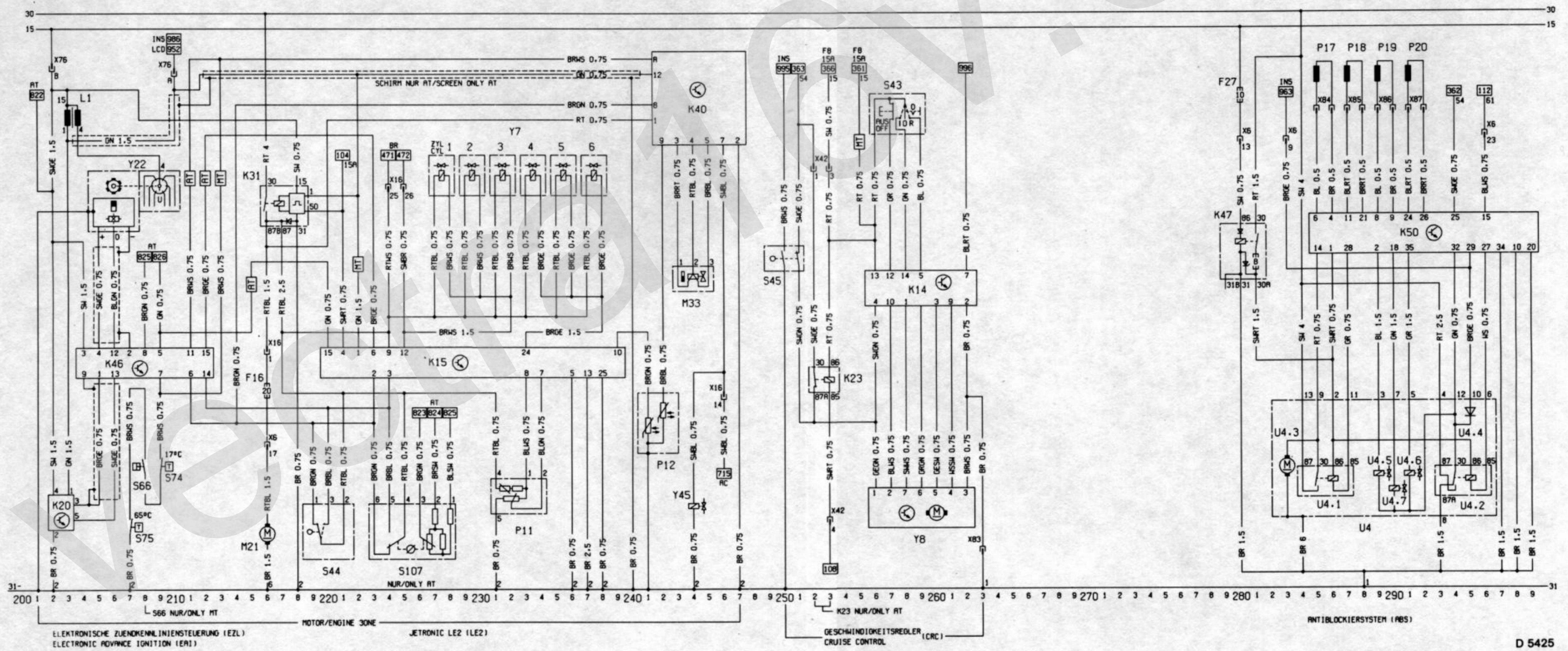
| | | | | | | | | |
|---|--|----------|---|---|---------------|---|---------------------------------------|--------------------|
| F12 SICHERUNG (IM SICHERUNGSKASTEN) | FUSE (IN FUSE BOX) | 115 | K92 STEUERGERÄT-AUTOMATIKGETRIEBE, AR25 | CONTROL UNIT-AUTOMATIC TRANSMISSION, AR25 | 135..159 | F16 SICHERUNG (IM SICHERUNGSKASTEN) | FUSE (IN FUSE BOX) | 197 |
| G1 BATTERIE | BATTERY | 101 | P51 SENSOR-GESCHWINDIGKEIT | SENSOR-SPEED | 153..154 | K68 RELAIS-EINSPRITZANLAGE, KRAFTSTOFF | RELAY-INJECTION UNIT-FUEL | 196..199 |
| G2 GENERATOR | ALTERNATOR | 111..112 | S104 SCHALTER-KICKDOWN | SWITCH-KICKDOWN | 140 | K91 STEUERGERÄT-MOTRONIC M1.5 | CONTROL UNIT-MOTRONIC M1.5 | 161..195 |
| K3 RELAIS-DIEBSTAHLWARNSANLAGE | RELAY-ANTI THEFT WARNING UNIT | 109..110 | S105 SCHALTER-ANFAHRHILFE | SWITCH-START UP ASSISTANCE | 134..136 | L1 ZUENDSPULE | IGNITION COIL | 167 |
| K102 STEUERGERÄT-PBSL | CONTROL UNIT-PARK BRAKE SHIFT LOCK | 129..131 | S106 SCHALTER-PROGRAMM, NORMAL/SPORTLICH | SWITCH-PROGRAM, ECONOMY/POWER | 138 | M21 PUMPE-KRAFTSTOFF | PUMP-FUEL | 197 |
| M1 ANLASSER | STARTER | 104..106 | S118 SCHALTER-AUTOMATIKGETRIEBE | SWITCH-AUTOMATIC TRANSMISSION | 137..140 | M33 STELLGLIED-LEERLAUF | POWER UNIT-IDLING | 178..179 |
| M3 MOTOR-GEBLÄSE, HEIZUNG | MOTOR-BLOWER, HEATER | 116..119 | U13 WÄNDLERKUPPLUNG-MAGNETVENTILE | CONVERTER CLUTCH-SOLENOID VALVES | 143..145 | P12 TEMPERATURGEBER-KUEHLMITTEL | TEMPERATURE SENSOR-COOLING MEDIUM | 170 |
| S1 SCHALTER-ANLASSER | SWITCH-STARTER | 103..106 | U14 ADAPTERKASTEN | ADAPTER CASE | 149 | P32 LAMBDA SONDE-BEHEIZT | SENSOR-OXYGEN EXHAUST, HEATED | 193..194 |
| S3 SCHALTER-GEBLÄSE, HEIZUNG | SWITCH-BLOWER, HEATER | 115..121 | U14.1 MAGNETVENTIL | SOLENOID VALVE | 150 | P34 GEBER-DROSSELKLAPPENSTELLUNG | SENSOR-THROTTLE VALVE POSITION | 171..173 |
| | | | U14.2 GEBER-TEMPERATUR, OEL | SENSOR-TEMPERATURE, OIL | 151 | P35 IMPULSGEBER-DREHZAHL, KURBELWELLE | IMPULSE SENSOR-REVOLUTION, CRANKSHAFT | 187..189 |
| | | | U14.3 STELLMOTOR | ACTUATOR | | P52 LUFTMENGMESSE | AIR FLOW METER | 175..178 |
| | | | | | | Y7 MAGNETVENTILE-KRAFTSTOFFEINSPRITZUNG | SOLENOID VALVES-FUEL INJECTION | 181..192 |
| | | | | | | Y33 ZUENVERTEILER | IGNITION DISTRIBUTOR | 169 |
| | | | | | | Y34 MAGNETVENTIL-TANKENTLUEFTUNG | SOLENOID VALVE-TANK VENTILATION | 198 |
| | | | | | | Y46 MAGNETVENTIL-SAUGROHR | SOLENOID VALVE-INTAKE MANIFOLD | 177 |
| Y47 HUBMAGNET-PBSL | LIFTING MAGNET-PARK BRAKE SHIFT LOCK | 129 | X6 ARMATURENTAFEL & KAROSSERIE 51P | INSTRUMENT PANEL & BODY 51P | 134..138 | X6 ARMATURENTAFEL & KAROSSERIE 51P | INSTRUMENT PANEL & BODY 51P | 197 |
| X5 ARMATURENTAFEL & MOTOR 7P | INSTRUMENT PANEL & ENGINE 7P | 106..112 | X13 DIAGNOSE 10P | DIAGNOSTIC LINK 10P | 152..162..164 | X15 OKTAVENZAHL 3P | OCTAVE NUMBER 3P | 165..167 |
| X6 ARMATURENTAFEL & KAROSSERIE 51P | INSTRUMENT PANEL & BODY 51P | 129 | X16 ARMATURENTAFEL & MOTRONIC 26P | INSTRUMENT PANEL & MOTRONIC 26P | 135..165 | X16 ARMATURENTAFEL & MOTRONIC 26P | INSTRUMENT PANEL & MOTRONIC 26P | 172..174, 193..194 |
| X40 KAROSSERIE & AUTOMATIKGETRIEBE-KONSOLE 8P | BODY & AUTOMATIC TRANSMISSION-CONSOLE 8P | 129 | X30 MOTRONIC & SCHALTER-AT 8P | MOTRONIC & SWITCH-AT 8P | 137..142 | X35 MOTRONIC & VENTILE-KRAFTSTOFFEINSPRITZUNG 15P | MOTRONIC & VALVES-FUEL INJECTION 15P | 169..198 |
| X82 BELEUCHTUNG-SCHALTER, GEBLÄSE 2P | ILLUMINATION-SWITCH, BLOWER 2P | 120..121 | X40 KAROSSERIE & AUTOMATIKGETRIEBE-KONSOLE 8P | BODY & AUTOMATIC TRANSMISSION-CONSOLE 8P | 134..138 | X76 ARMATURENTAFEL & MOTRONIC 2P | INSTRUMENT PANEL & MOTRONIC 2P | 167..169 |
| | | | X50 MOTRONIC & AUTOMATIKGETRIEBE 10P | MOTRONIC & AUTOMATIC TRANSMISSION 10P | 145..155 | | | |
| | | | X72 MOTRONIC & AUTOMATIKGETRIEBE 2P | MOTRONIC & AUTOMATIC TRANSMISSION 2P | 143..144 | | | |
| | | | X73 ARMATURENTAFEL & SCHALTER-KICK DOWN 2P | INSTRUMENT PANEL & SWITCH-KICK DOWN 2P | 140 | | | |
| | | | X80 MOTOR & MOTRONIC 2P | ENGINE & MOTRONIC 2P | 139..140 | | | |



| | | | |
|------|---|---------------------------------------|-------------|
| F16 | SICHERUNG (IM SICHERUNGSKASTEN) | FUSE (IN FUSE BOX) | 216 |
| K15 | STEUERGEHÄUSE-EINSPRITZANLAGE, KRAFTSTOFF | TIMING CONTROL-INJECTION UNIT, FUEL | 220..239 |
| K20 | ZÜNDUNGSMODUL-ZÜNDSPULE | IGNITION MODUL-IGNITION COIL | 202,203 |
| K31 | RELAIS-PUMPE, KRAFTSTOFF | RELAY-PUMP, FUEL | 216..218 |
| K46 | STEUERGEHÄUSE-EZL | TIMING CONTROL-EAI | 204..212 |
| L1 | ZÜNDSPULE | IGNITION COIL | 203 |
| M21 | PUMPE-KRAFTSTOFF | PUMP-FUEL | 216 |
| P11 | LUFTMENGMENMESSER | AIR FLOW METER | 230..234 |
| S44 | SCHALTER-GROSSELKLAPPE | SWITCH-THROTTLE VALVE | 219..221 |
| S66 | SCHALTER-UNTERDRUCK | SWITCH-VACUUM | 208 |
| S74 | SCHALTER-TEMPERATUR, LUFT | SWITCH-TEMPERATURE, AIR | 209 |
| S75 | SCHALTER-TEMPERATUR, ÖL | SWITCH-TEMPERATURE, OIL | 207 |
| S107 | SCHALTER-GROSSELKLAPPE, RT | SWITCH-THROTTLE VALVE, RT | 223..228 |
| Y7 | MAGNETVENTILE-KRAFTSTOFFEINSPRITZUNG | SOLENOID VALVES-FUEL INJECTION | 227..238 |
| Y22 | ZÜNDVERTEILER MIT HALLGEBER | IGNITION DISTRIBUTOR WITH HALL SENSOR | 205..209 |
| X6 | ARMATURENTAFEL & KAROSSERIE 51P | INSTRUMENT PANEL & BODY 51P | 216 |
| X16 | ARMATURENTAFEL & JETRONIC 26P | INSTRUMENT PANEL & JETRONIC 26P | 216,224,225 |
| Y75 | ARMATURENTAFEL & JETRONIC 2P | INSTRUMENT PANEL & JETRONIC 2P | 202,210 |

| | | | |
|-----|--|--------------------------------------|----------|
| K14 | REGLER-GESCHWINDIGKEIT | CRUISE CONTROL | 256..262 |
| K23 | RELAIS-GESCHWINDIGKEITSREGLER (RT) | RELAY-CRUISE CONTROL (RT) | 252,253 |
| K40 | REGLER-LEERLAUF, ELEKTRONISCH | REGULATOR-IDLING, ELECTRONIC | 242..247 |
| M33 | STELLLIED-LEERLAUF | POWER UNIT-IDLING | 243..245 |
| P12 | TEMPERATUREGEBER-KÜHLMITTEL | SENSOR-TEMPERATURE, COOLING AGENT | 241,242 |
| S43 | SCHALTER-GESCHWINDIGKEITSREGLER | SWITCH-CRUISE CONTROL | 256..259 |
| S45 | SCHALTER-KUPPLUNG, GESCHWINDIGKEITSREGLER | SWITCH-CLUTCH, CRUISE CONTROL | 250,251 |
| Y8 | STELLMOTOR-GESCHWINDIGKEITSREGLER | ACTUATOR-CRUISE CONTROL | 256..262 |
| Y45 | MAGNETVENTIL-ZÜNDZEITPUNKTVERSTELLUNG | SOLENOID VALVE-IGNITION TIMING | 244 |
| X16 | ARMATURENTAFEL & JETRONIC 26P | INSTRUMENT PANEL & JETRONIC 26P | 246 |
| X42 | ARMATURENTAFEL & GESCHWINDIGKEITSREGLER 4P | INSTRUMENT PANEL & CRUISE CONTROL 4P | 252,253 |
| X83 | ARMATURENTAFEL & GESCHWINDIGKEITSREGLER 1P | INSTRUMENT PANEL & CRUISE CONTROL 1P | 263 |

| | | | |
|----------|---------------------------------|------------------------------------|-------------|
| F27 | SICHERUNG (IM SICHERUNGSKASTEN) | FUSE (IN FUSE BOX) | 290 |
| K47 | RELAIS-ÜBERSpannungsschutz, ABS | RELAY-OVER VOLTAGE PROTECTION, ABS | 290,291 |
| K50 | STEUERGEHÄUSE-ABS | TIMING CONTROL-ABS | 295..299 |
| P17 | GEBER-DREHZAHL, VORN LINKS | SENSOR-REVOLUTION, FRONT LEFT | 295 |
| P18 | GEBER-DREHZAHL, VORN RECHTS | SENSOR-REVOLUTION, FRONT RIGHT | 297 |
| P19 | GEBER-DREHZAHL, HINTEN LINKS | SENSOR-REVOLUTION, REAR LEFT | 299 |
| P20 | GEBER-DREHZAHL, HINTEN RECHTS | SENSOR-REVOLUTION, REAR RIGHT | 291 |
| U4 | HYDROAGGREGAT ZSB-ABS | HYDROAGGREGAT ASM-ABS | 294..297 |
| U4.1 | RELAIS-PUMPE, ABS | RELAY-PUMP, ABS | 293..295 |
| U4.2 | RELAIS-MAGNETVENTILE, ABS | RELAY-SOLENOID VALVES, ABS | 293 |
| U4.3 | PUMPE-HYDROAGGREGAT, ABS | PUMP-HYDROAGGREGAT, ABS | 295 |
| U4.4 | DIODE-HYDROAGGREGAT, ABS | DIODE-HYDROAGGREGAT, ABS | 299 |
| U4.5 | MAGNETVENTIL-ABS, VORN LINKS | SOLENOID VALVE-ABS, FRONT LEFT | 291 |
| U4.6 | MAGNETVENTIL-ABS, VORN RECHTS | SOLENOID VALVE-ABS, FRONT RIGHT | 291 |
| U4.7 | MAGNETVENTIL-ABS, HINTERACHSE | SOLENOID VALVE-ABS, REAR AXLE | 290 |
| X6 | ARMATURENTAFEL & KAROSSERIE 51P | INSTRUMENT PANEL & BODY 51P | 290,293,296 |
| X84..X87 | GEBER-DREHZAHL, ABS 2P | SENSOR-REVOLUTION, ABS 2P | 285..291 |



| | | |
|-----|------------------------------------|----------|
| E1 | STANDLICHT-LINKS | 302 |
| E2 | SCHLUSSLICHT-LINKS | 303 |
| E3 | LEUCHE-KENNZEICHEN | 313, 314 |
| E4 | STANDLICHT-RECHTS | 309 |
| E5 | SCHLUSSLICHT-RECHTS | 308 |
| E6 | LEUCHE-MOTORRAUM | 317 |
| E12 | LEUCHE-WAERLHEBEL, KONSOLE | 316 |
| E57 | LEUCHE-QUESE, HEIZUNG, LINKS | 318 |
| E58 | LEUCHE-QUESE, HEIZUNG, RECHTS | 319 |
| E61 | LEUCHE-KENNZEICHEN, LINKS (JAPAN) | 310 |
| E62 | LEUCHE-KENNZEICHEN, RECHTS (JAPAN) | 312 |

| | |
|-----------------------------------|----------|
| PARKING LAMP-LEFT | 302 |
| TAIL LAMP-LEFT | 303 |
| LAMP-LICENCE PLATE | 313, 314 |
| PARKING LAMP-RIGHT | 309 |
| TAIL LAMP-RIGHT | 308 |
| LAMP-ENGINE COMPARTMENT | 317 |
| LAMP-SELECTOR LEVER, CONSOLE | 316 |
| LAMP-NOZZLE, HEATING, LEFT | 318 |
| LAMP-NOZZLE, HEATING, RIGHT | 319 |
| LAMP-LICENCE PLATE, LEFT (JAPAN) | 310 |
| LAMP-LICENCE PLATE, RIGHT (JAPAN) | 312 |

| | | |
|---|--------------------|--------------------|
| F1, F2, F7, F21 SICHERUNG (IM SICHERUNGSKASTEN) | FUSE (IN FUSE BOX) | 302, 309, 322, 313 |
|---|--------------------|--------------------|

| | | |
|----------------------|---------------------|----------|
| K59 RELAIS-FAHRLICHT | RELAY-RUNNING LIGHT | 321, 327 |
|----------------------|---------------------|----------|

| | | |
|-------------------------|------------------------|----------|
| S2 SCHALTER ZSB-LICHT | SWITCH ASM-LIGHT | |
| S2-1 SCHALTER-LICHT | SWITCH-LIGHT | 305, 308 |
| S5 SIGNALSCHALTER ZSB | TURN SIGNAL SWITCH ASM | |
| S5.4 SCHALTER-PARKLICHT | SWITCH-PARKING LAMP | 301, 303 |

| | | |
|--|---|---------------|
| X1 STECKDOSE-ANHÄNGER | SOCKET-TRAILER | 304, 306 |
| X6 ARMATURENFEL & KAROSSERIE 51P | INSTRUMENT PANEL & BODY 51P | 302, 309, 315 |
| X6C ARMATURENFEL & TÜR 3P | INSTRUMENT PANEL & DOOR 3P | 318 |
| X10 CODIERUNG-LÄNDER 6P (IM SICHERUNGSKASTEN) | CODE-COUNTRIES 6P (IN FUSE BOX) | 312, 313 |
| X20 TÜR & TÜR, FAHRER 24P | DOOR & DOOR, DRIVER 24P | 318 |
| X21 TÜR & TÜR, BEIFAHRE 24P | DOOR & DOOR, COODRIVER 24P | 319 |
| X25 KAROSSERIE & DECKEL-HECKRAUM 5P | BODY & TRUNK COMPARTMENT 5P | 312 |
| X40 KAROSSERIE & AUTOMATIKGETRIEBE, KONSOLE 8P | BODY & AUTOMATIC TRANSMISSION, CONSOLE 8P | 316 |
| X49 KAROSSERIE & STECKDOSE-ANHÄNGER 7P | BODY & SOCKET-TRAILER 7P | 304, 306 |

| | | |
|-------------------------------|-------------------------|-----|
| E7 FERNLICHT-LINKS | HIGH BEAM-LEFT | 337 |
| E8 FERNLICHT-RECHTS | HIGH BEAM-RIGHT | 338 |
| E9 ABBLENDLICHT-LINKS | LOW BEAM-LEFT | 339 |
| E10 ABBLENDLICHT-RECHTS | LOW BEAM-RIGHT | 340 |
| E20 NEBELSCHEINWERFER-LINKS | FOG LAMP-LEFT | 347 |
| E21 NEBELSCHEINWERFER-RECHTS | FOG LAMP-RIGHT | 348 |
| E22 SCHEINWERFER-FERN, LINKS | LAMP-PENCIL BEAM, LEFT | 344 |
| E23 SCHEINWERFER-FERN, RECHTS | LAMP-PENCIL BEAM, RIGHT | 345 |
| E24 NEBELSCHLUSSLEUCHE-LINKS | FOG LAMP-REAR, LEFT | 352 |
| E39 NEBELSCHLUSSLEUCHE-RECHTS | FOG LAMP-REAR, RIGHT | 354 |

| | | |
|--|--------------------|-------------------------|
| F3, F4, F5, F6, F8 SICHERUNG (IM SICHERUNGSKASTEN) | FUSE (IN FUSE BOX) | 337, 338, 339, 340, 362 |
| F10, F14, F17, F24 SICHERUNG (IM SICHERUNGSKASTEN) | FUSE (IN FUSE BOX) | 353/354, 359, 346, 344 |

| | | |
|---|---------------------------------------|----------|
| K4 RELAIS-SCHEINWERFER, FERN (IM SICHERUNGSKASTEN) | RELAY-LAMP, PENCIL BEAM (IN FUSE BOX) | 343, 344 |
| K5 RELAIS-SCHEINWERFER, NEBEL (IM SICHERUNGSKASTEN) | RELAY-FOG LAMP (IN FUSE BOX) | 347, 348 |

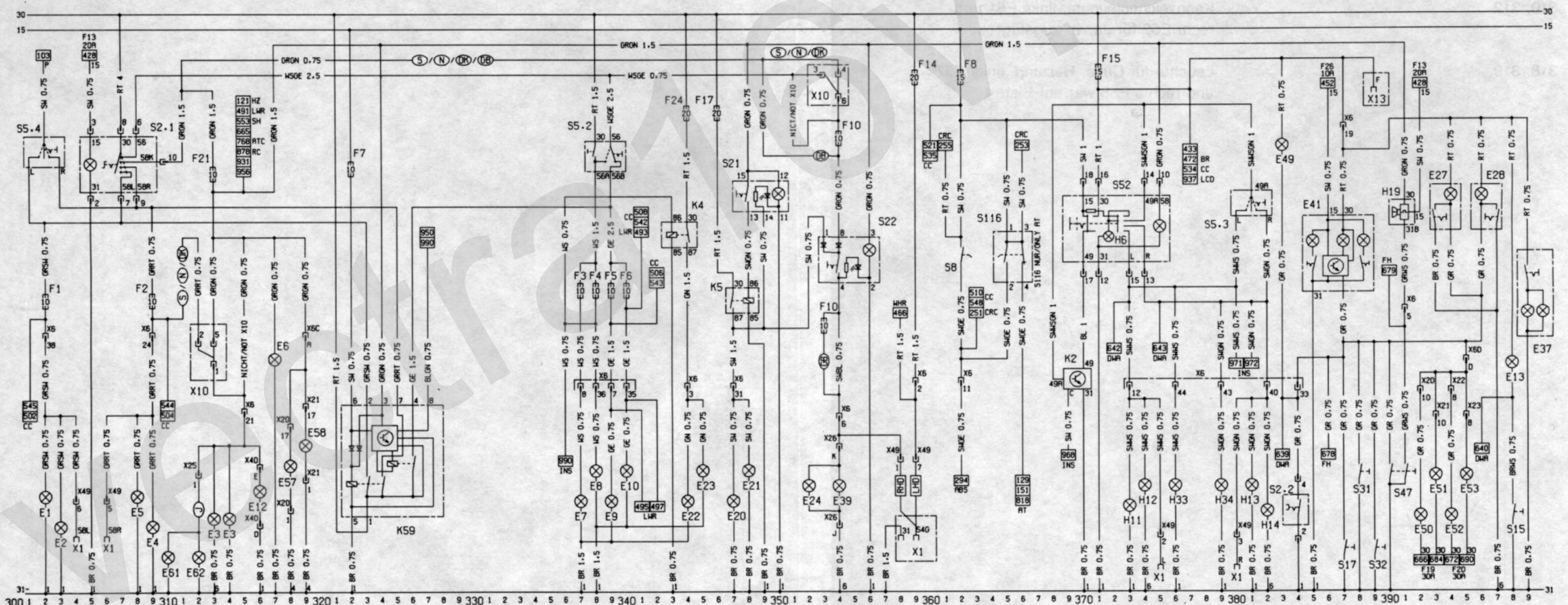
| | | |
|---------------------------------|------------------------|----------|
| S5 SIGNALSCHALTER ZSB | TURN SIGNAL SWITCH ASM | |
| S5-2 SCHALTER-ABBLENDLICHT | SWITCH-LOW BEAM | 338, 339 |
| S8 SCHALTER-BREMSLICHT | SWITCH-STOP LAMP | 362 |
| S21 SCHALTER-NEBELSCHEINWERFER | SWITCH-FOG LAMP | 348, 350 |
| S22 SCHALTER-NEBELSCHLUSSLEUCHE | SWITCH-FOG LAMP REAR | 353, 356 |
| S116 SCHALTER-BREMSLICHT | SWITCH-STOP LAMP | 365, 366 |

| | | |
|---|---------------------------------|----------|
| X1 STECKDOSE-ANHÄNGER | SOCKET-TRAILER | 358, 359 |
| X6 ARMATURENFEL & KAROSSERIE 51P | INSTRUMENT PANEL & BODY 51P | 337, 362 |
| X10 CODIERUNG-LÄNDER 6P (IM SICHERUNGSKASTEN) | CODE-COUNTRIES 6P (IN FUSE BOX) | 354 |
| X26 KAROSSERIE & DECKEL-HECKRAUM 3P | BODY & L10-TRUNK 3P | 354 |
| X49 KAROSSERIE & STECKDOSE-ANHÄNGER 7P | BODY & SOCKET-TRAILER 7P | 358, 360 |

| | | |
|--------------------------------------|--|----------|
| E13 LEUCHE-HECKRAUM | LAMP-TRUNK COMPARTMENT | 398 |
| E27 LEUCHE-INNEN, HINTEN LINKS | LAMP-PASSENGER COMPARTMENT, REAR LEFT | 393, 394 |
| E28 LEUCHE-INNEN, HINTEN RECHTS | LAMP-PASSENGER COMPARTMENT, REAR RIGHT | 396, 397 |
| E37 LEUCHE-MAKE UP SPIEGEL | LAMP-MAKE UP MIRROR | 399 |
| E41 LEUCHE-INNEN, ABSCHLITZVERZÖDERT | LAMP-PASSENGER COMPARTMENT, DISCONNECT DELAY | 385, 387 |
| E49 LEUCHE-DISCONNECTKASTEN | LAMP-FUSE BOX | 383 |
| E50 LEUCHE-FAHRERTUER | LAMP-DRIVER DOOR | 392 |
| E51 LEUCHE-BEIFAHRERTUER | LAMP-COORIVER DOOR | 393 |
| E52 LEUCHE-TUER, HINTEN LINKS | LAMP-DOOR, REAR LEFT | 394 |
| E53 LEUCHE-TUER, HINTEN RECHTS | LAMP-DOOR, REAR RIGHT | 395 |
| F15 SICHERUNG (IM SICHERUNGSKASTEN) | FUSE (IN FUSE BOX) | 371 |

| | | |
|---|----------------------------------|----------|
| H6 KONTRALLEUCHE-WARNBLINKANLAGE | TELLTAL-HAZARD WARNING SYSTEM | 372 |
| H11 BLINKLICHT-VORN, LINKS | TURN SIGNAL LAMP-FRONT, LEFT | 373 |
| H12 BLINKLICHT-HINTEN, LINKS | TURN SIGNAL LAMP-REAR, LEFT | 374 |
| H13 BLINKLICHT-VORN, RECHTS | TURN SIGNAL LAMP-FRONT, RIGHT | 381 |
| H14 BLINKLICHT-HINTEN, RECHTS | TURN SIGNAL LAMP-REAR, RIGHT | 382 |
| H19 WARNSUMMER-SCHEINWERFEREINSCHALTUNG | BUZZER-HEADLAMPS-ON WARNING | 391 |
| H33 ZUSATZBLINKLICHT-LINKS | AUXILIARY TURN SIGNAL LAMP-LEFT | 376 |
| H34 ZUSATZBLINKLICHT-RECHTS | AUXILIARY TURN SIGNAL LAMP-RIGHT | 379 |
| K2 BLINKGEBER | FLASHER UNIT | 368, 370 |

| | | |
|--|------------------------------------|--------------------|
| S2 SCHALTER ZSB-LICHT | SWITCH ASM-LIGHT | |
| S2-2 SCHALTER-LEUCHE, INNEN | SWITCH-LAMP, PASSENGER COMPARTMENT | 394 |
| S5 SIGNALSCHALTER ZSB | TURN SIGNAL SWITCH ASM | |
| S5-3 SCHALTER-BLINKER | SWITCH-TURN SIGNAL | 380, 382 |
| S15 SCHALTER-LEUCHE, HECKRAUM | SWITCH-LAMP, TRUNK | 398 |
| S17 KONTRAKTSCHALTER-TUER, BEIFAHRE | CONTACT SWITCH-DOOR, COODRIVER | 387 |
| S31 KONTRAKTSCHALTER-TUER, HINTEN LINKS | CONTACT SWITCH-DOOR, REAR LEFT | 388 |
| S32 KONTRAKTSCHALTER-TUER, HINTEN RECHTS | CONTACT SWITCH-DOOR, REAR RIGHT | 389 |
| S47 KONTRAKTSCHALTER-TUER, FAHRER | CONTACT SWITCH-DOOR, DRIVER | 390, 391 |
| S52 SCHALTER-WARNLICHT | SWITCH-HAZARD WARNING | 370, 375 |
| X1 STECKDOSE-ANHÄNGER | SOCKET-TRAILER | 375, 380 |
| X6 ARMATURENFEL & KAROSSERIE 51P | INSTRUMENT PANEL & BODY 51P | 373, 384, 387, 391 |
| X6D KAROSSERIE & TÜR 6P | BODY & DOOR 6P | 395 |
| X13 DIAGNOSE 10P | DIAGNOSTIC LINK 10P | 389 |
| X20 TÜR & TÜR, FAHRER 24P | DOOR & DOOR, DRIVER 24P | 392 |
| X21 TÜR & TÜR, BEIFAHRE 24P | DOOR & DOOR, COODRIVER 24P | 393 |
| X22 TÜR & TÜR, HINTEN LINKS 9P | DOOR & DOOR, REAR LEFT 9P | 394 |
| X23 TÜR & TÜR, HINTEN RECHTS 9P | DOOR & DOOR, REAR RIGHT 9P | 395 |
| X49 KAROSSERIE & STECKDOSE-ANHÄNGER 7P | BODY & SOCKET-TRAILER 7P | 375, 380 |



STANDLICHT, SCHLUSSLICHT
PARKING LAMP, TAIL LAMP

LICHTSCHALTER
SWITCH-LIGHT

TRAGESFAHRLICHT
DAY RUNNING LIGHT (TFL)

FERNLICHT
HIGH BEAM

FERNSCHEINWERFER
PENCIL BEAM LAMP

NEBELSCHLUSSLEUCHE
FOG LAMP REAR

BREMSLICHT
STOP LAMP

BLINK-UND WARNBLINKLICHT
TURN SIGNAL AND HAZARD WARNING

INNERRAUMLEUCHE
LAMPS-PASSENG. COMP.

LEUCHTEN-TUER
LAMPS-DOOR

WARNSUMMER
BUZZER (WS)

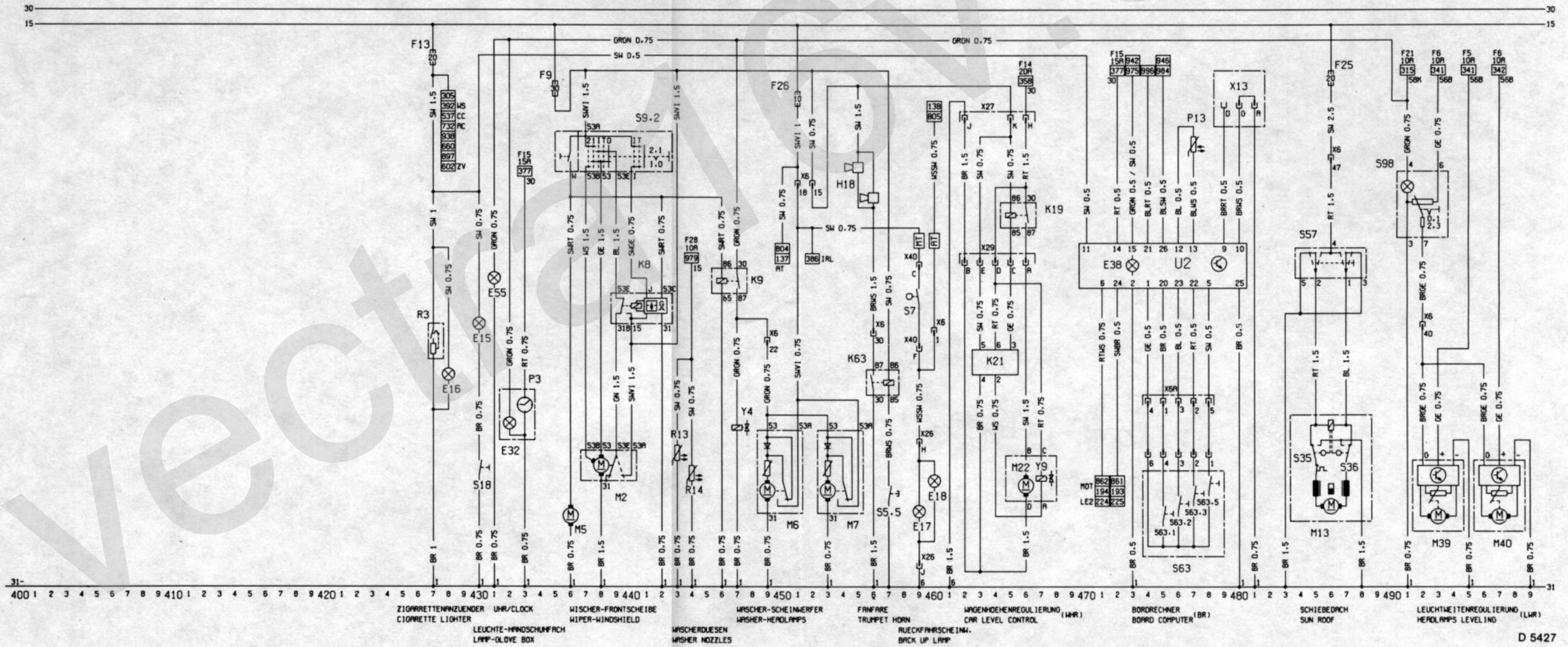
MAKE UP SPIEGEL
MAKE UP MIRROR

LEUCHE-HECKRAUM
LAMP-TRUNK COMP.

| | | | |
|-----|-----------------------------------|--|-----|
| E15 | LEUCHTE-HANDSCHUHFACH | LAMP-GLOVE BOX | 430 |
| E16 | LEUCHTE-ZIGARETTENANZUENDER | LAMP-CIGARETTE LIGHTER | 428 |
| E32 | LEUCHTE-UHR | LAMP-CLOCK | 432 |
| E55 | LEUCHTE-BEDIENRAD, DUESE-MITTE | LAMP-OPERATING HANDWHEEL, NOZZLE, CENTER | 431 |
| | | | |
| F13 | SICHERUNG (IM SICHERUNGSKASTEN) | FUSE (IN FUSE BOX) | 427 |
| | | | |
| P3 | UHR | CLOCK | 433 |
| | | | |
| R3 | ZIGARETTENANZUENDER | CIGARETTE LIGHTER | 427 |
| | | | |
| S18 | SCHALTER-LEUCHTE, HANDSCHUHKASTEN | SWITCH-LAMP, GLOVE BOX | 430 |

| | | | |
|---------|--|--------------------------------------|-------------------------|
| E17 | RUECKFAHRSCHENWIPER-LINKS | BACK UP LAMP-LEFT | 459 |
| E18 | RUECKFAHRSCHENWIPER-RECHTS | BACK UP LAMP-RIGHT | 460 |
| | | | |
| F9, F26 | SICHERUNG (IM SICHERUNGSKASTEN) | FUSE (IN FUSE BOX) | 435, 451 |
| H18 | FANFARE | TRUMPET HORN | 455 |
| | | | |
| K8 | RELAIS-INTERVALL, WISCHER, FRONTSCHIEBE | RELAY-INTERVAL, WIPER, WINDSHIELD | 439, 442 |
| K9 | RELAIS-WASCHERANLAGE, SCHEINWERFER | RELAY-WASHER UNIT, HEADLAMPS | 446, 447 |
| K19 | RELAIS-WAGENHOEHENREGULIERUNG | RELAY-CAR LEVEL CONTROL | 465, 466 |
| K21 | DEBER-WAGENHOEHENREGULIERUNG | SENSOR-CAR LEVEL CONTROL | 463, 465 |
| K63 | RELAIS-FANFARE | RELAY-TRUMPET HORN | 456, 457 |
| | | | |
| M2 | MOTOR-WISCHER, FRONTSCHIEBE | MOTOR-WIPER, WINDSHIELD | 437, 440 |
| M5 | PUMPE-WASCHER, FRONTSCHIEBE | PUMP-WASHER, WINDSHIELD | 436 |
| M6 | MOTOR-WISCHER, SCHEINWERFER, LINKS | MOTOR-WIPER, HEADLAMP, LEFT | 449, 451 |
| M7 | MOTOR-WISCHER, SCHEINWERFER, RECHTS | MOTOR-WIPER, HEADLAMP, RIGHT | 453, 455 |
| M22 | KOMPRESSOR-WAGENHOEHENREGULIERUNG | COMPRESSOR-CAR LEVEL CONTROL | 466 |
| | | | |
| R13 | WASCHERDUESE-HEIZBAR, LINKS | WASHERNOZZLE-HEATED, LEFT | 443 |
| R14 | WASCHERDUESE-HEIZBAR, RECHTS | WASHERNOZZLE-HEATED, RIGHT | 444 |
| | | | |
| S5 | SIGNALSCHALTER ZSB | TURN SIGNAL SWITCH ASM | |
| S5-5 | SCHALTER-SIGNALHORN | SWITCH-SIGNALHORN | 457 |
| S7 | SCHALTER-RUECKFAHRSCHENWIPER | SWITCH-BACK UP LAMP | 459 |
| S9 | SCHALTER ZSB-WISCHERANLAGE | SWITCH ASM-WIPER UNIT | |
| S9-2 | SCHALTER-WISCHER FRONTSCHIEBE, INTERVALL | SWITCH-WIPER, WINDSHIELD, INTERVAL | 436, 440 |
| | | | |
| Y4 | MAGNETVENTIL-WASCHER, SCHEINWERFER | SOLENOID VALVE-WASHER, HEADLAMPS | 447 |
| Y9 | MAGNETVENTIL-WAGENHOEHENREGULIERUNG | SOLENOID VALVE-CAR LEVEL CONTROL | 467 |
| | | | |
| X6 | ARMATURENTAFEL & KAROSSERIE 51P | INSTRUMENT PANEL & BODY 51P | 449, 451, 452, 456, 460 |
| X26 | KAROSSERIE & DECKEL-HECKRAUM 3P | BODY & LID-TRUNK 3P | 459 |
| X27 | KAROSSERIE & WAGENHOEHENREGULIERUNG 3P | BODY & CAR LEVEL CONTROL 3P | 462, 465, 466 |
| X29 | WAGENHOEHENREGULIERUNG & HOEHENGEBER 5P | CAR LEVEL CONTROL & HEIGHT SENSOR 5P | 462, 466 |
| X40 | KAROSSERIE & GETRIEBE-KONSOLE 8P | BODY & TRANSMISSION-CONSOLE 8P | 459 |

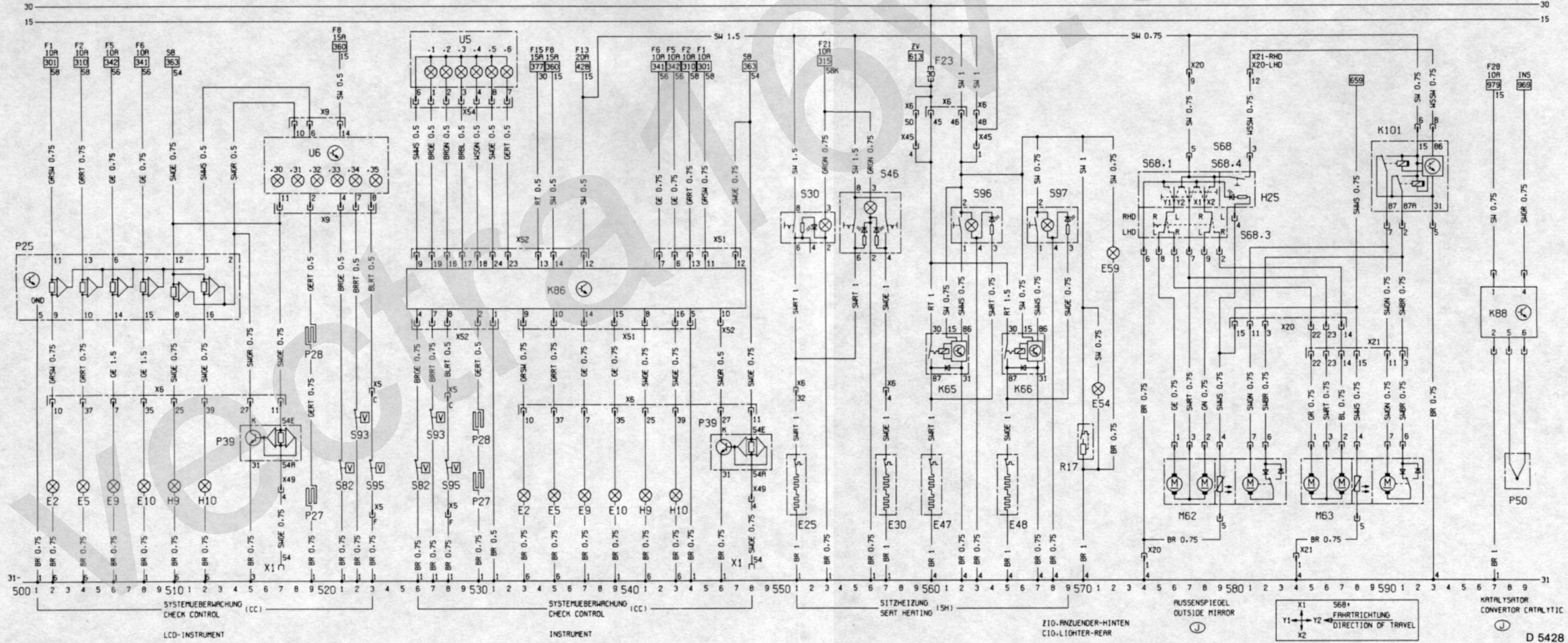
| | | | |
|-------|--|---|----------|
| E38 | LEUCHTE-BORDRECHNER | LAMP-BOARD COMPUTER | 473 |
| F25 | SICHERUNG (IM SICHERUNGSKASTEN) | FUSE (IN FUSE BOX) | 486 |
| | | | |
| M13 | MOTOR-SCHIEBEDACH | MOTOR-SUN ROOF | 485, 488 |
| M39 | MOTOR-LEUCHTHEITENREGULIERUNG, LINKS | MOTOR-HEADLAMP LEVELING, LEFT | 492, 495 |
| M40 | MOTOR-LEUCHTHEITENREGULIERUNG, RECHTS | MOTOR-HEADLAMP LEVELING, RIGHT | 496, 499 |
| | | | |
| P13 | GEBER-AUSSENTEMPERATUR | SENSOR-OUTSIDE AIR TEMPERATURE | 477 |
| | | | |
| S35 | MIKROSCHALTER-STEUERGEHAEUSE, SCHIEBEDACH | MICRO SWITCH-TIMING HOUSE, SUN ROOF | 485 |
| S36 | MIKROSCHALTER-STEUERGEHAEUSE, SCHIEBEDACH | MICRO SWITCH-TIMING HOUSE, SUN ROOF | 487 |
| S57 | SCHALTER-SCHIEBEDACH, OEFFNEN, SCHLIESSEN, HEBEN, SENKEN | SWITCH-SUN ROOF, OPEN, CLOSE, TILT, CLOSE | 484, 488 |
| | | | |
| S63 | SCHALTER ZSB-BORDRECHNER | SWITCH ASM-BOARD COMPUTER | |
| S63.1 | SCHALTER-FUNKTIONSLUESCHUNG | SWITCH-FUNCTION RESET | 475 |
| S63.2 | SCHALTER-UHR, STUNDENKORREKTUR | SWITCH-CLOCK, HOURS ADJUSTMENT | 476 |
| S63.3 | SCHALTER-FUNKTIONSWAHL | SWITCH-FUNCTION SELECT | 477 |
| S63.5 | SCHALTER-UHR, MINUTENKORREKTUR | SWITCH-CLOCK, MINUTES ADJUSTMENT | 478 |
| S98 | SCHALTER-LEUCHTHEITENREGULIERUNG | SWITCH-HEADLAMP LEVELLING | 491, 493 |
| | | | |
| U2 | BORDRECHNER | BOARD COMPUTER | 470, 480 |
| | | | |
| X6 | ARMATURENTAFEL & KAROSSERIE 51P | INSTRUMENT PANEL & BODY 51P | 486 |
| X6A | ARMATURENTAFEL & KAROSSERIE 6P | INSTRUMENT PANEL & BODY 6P | 474, 478 |
| X13 | DIAGNOSE 10P | DIAGNOSTIC LINK 10P | 479, 481 |



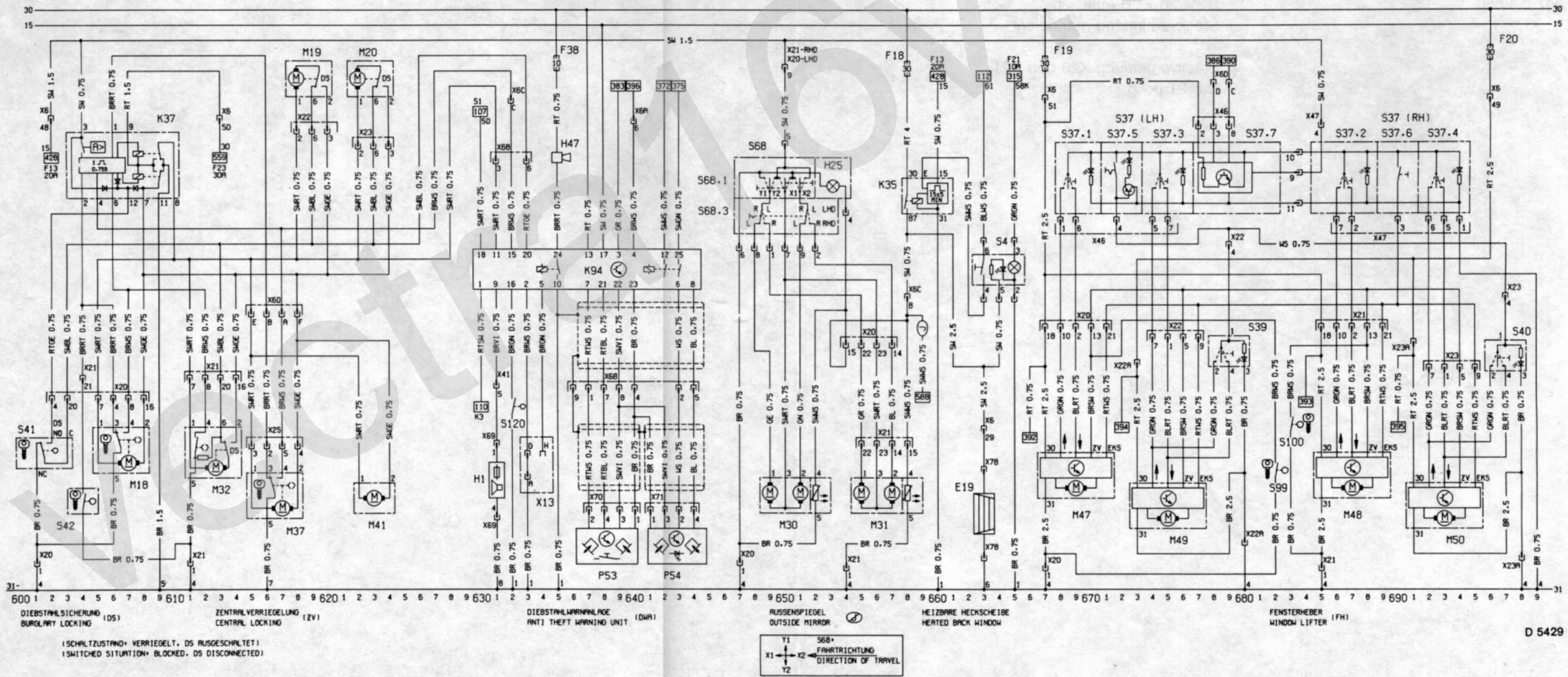
| | | | |
|-------|--|--|----------|
| E2 | SCHLUSSLICHT-LINKS | TAIL LAMP-LEFT | 502,533 |
| E5 | SCHLUSSLICHT-RECHTS | TAIL LAMP-RIGHT | 504 |
| E9 | ABBLENDLICHT-LINKS | LOW BEAM-LEFT | 506 |
| E10 | ABBLENDLICHT-RECHTS | LOW BEAM-RIGHT | 508 |
| H9 | BREMSLICHT-LINKS | STOP LAMP-LEFT | 510 |
| H10 | BREMSLICHT-RECHTS | STOP LAMP-RIGHT | 512 |
| P25 | GEBER-GLUEHLAMPENKONTROLLE | SENSOR-BULB TEST | 501..514 |
| P27 | GEBER-BREMSBELAG,VORN LINKS | SENSOR-BRAKE LINING,FRONT LEFT | 519,530 |
| P28 | GEBER-BREMSBELAG,VORN RECHTS | SENSOR-BRAKE LINING,FRONT RIGHT | 519,530 |
| P39 | GEBER-GLUEHLAMPENKONTROLLE,ANHAEENDER | SENSOR-BULB TEST,TRAILER | 515,517 |
| S82 | KONTROLLSCHALTER-REINIGUNGSFLUESSIGKEIT | CONTROL SWITCH-WASHER FLUID | 521,526 |
| S93 | KONTROLLSCHALTER-KUEHLMITTEL | CONTROL SWITCH-COOLING AGENT | 522,527 |
| S95 | KONTROLLSCHALTER-RESTMENGE,MOTORDEL | CONTROL SWITCH-MINIMUM CAPACITY,ENGINE OIL | 523,528 |
| U5 | ANZEIGERGEHAEUT ZSB-SYSTEMUEBERWACHUNG | DISPLAY ASM-CHECK CONTROL | |
| U5.1 | KONTROLLEUCHE-RESTMENGE,REINIGUNGSFLUESSIGKEIT | TELLTALE-MINIMUM CAPACITY,WASHER FLUID | 526 |
| U5.2 | KONTROLLEUCHE-RESTMENGE,DEL | TELLTALE-MINIMUM CAPACITY,OIL | 327 |
| U5.3 | KONTROLLEUCHE-RESTMENGE,KUEHLMITTEL | TELLTALE-MINIMUM CAPACITY,COOLING AGENT | 528 |
| U5.4 | KONTROLLEUCHE-SCHLUSSLICHT & ABBLENDLICHT | TELLTALE-TRAIL LIGHT & LOW BEAM | 529 |
| U5.5 | KONTROLLEUCHE-BREMSLICHTAUSFALL | TELLTALE-STOP LIGHT FAILURE | 530 |
| U5.6 | KONTROLLEUCHE-BREMSBELAG,VORN | TELLTALE-BRAKE LINING,FRONT | 531 |
| U6 | INSTRUMENT-LCD | INSTRUMENT-LCD | |
| U6.30 | KONTROLLEUCHE-RESTMENGE,REINIGUNGSFLUESSIGKEIT | TELLTALE-MIN CAPACITY,WASHER FLUID | 517 |
| U6.31 | KONTROLLEUCHE-RESTMENGE,DEL | TELLTALE-MIN CAPACITY,OIL | 518 |
| U6.32 | KONTROLLEUCHE-RESTMENGE,KUEHLMITTEL | TELLTALE-MIN CAPACITY,COOLING AGENT | 519 |
| U6.33 | KONTROLLEUCHE-SCHLUSSLICHT & ABBLENDLICHT | TELLTALE-TRAIL LIGHT & LOW BEAM | 520 |
| U6.34 | KONTROLLEUCHE-BREMSLICHTAUSFALL | TELLTALE-STOP LIGHT FAILURE | 521 |
| U6.35 | KONTROLLEUCHE-BREMSBELAG,VORN | TELLTALE-BRAKE LINING,FRONT | 522 |
| X1 | STECKDOSE-ANHAEENDER | SOCKET-TRAILER | 517 |
| X5 | ARMATURENTAFEL & MOTOR 7P | INSTRUMENT PANEL & ENGINE 7P | 523,528 |
| X6 | ARMATURENTAFEL & KAROSSERIE 51P | INSTRUMENT PANEL & BODY 51P | 502..517 |
| X9 | LCD-INSTRUMENT 26P (CC) | LCD-INSTRUMENT 26P (CC) | 517..523 |
| X49 | KAROSSERIE & STECKDOSE-ANHAEENDER 7P | BODY & SOCKET-TRAILER 7P | 517 |
| X52 | STEUERGEHAEUT-SYSTEMUEBERWACHUNG 26P | CONTROL UNIT-CHECK CONTROL 26P | 521..537 |
| X54 | INSTRUMENT 8P (CC) | INSTRUMENT 8P (CC) | 526..532 |

| | | | |
|-----|---------------------------------------|------------------------------------|--------------|
| E5 | SCHLUSSLICHT-RECHTS | TAIL LAMP-RIGHT | 504 |
| E9 | ABBLENDLICHT-LINKS | LOW BEAM-LEFT | 506 |
| E10 | ABBLENDLICHT-RECHTS | LOW BEAM-RIGHT | 508 |
| E25 | HEIZMATTE-VORDERSITZ,LINKS | HEATING MAT-FRONT SEAT,LEFT | 551 |
| E30 | HEIZMATTE-VORDERSITZ,RECHTS | HEATING MAT-FRONT SEAT,RIGHT | 557 |
| E47 | HEIZMATTE-RUECKSITZ,LINKS | HEATING MAT-REAR SEAT,LEFT | 560 |
| E48 | HEIZMATTE-RUECKSITZ,RECHTS | HEATING MAT-REAR SEAT,RIGHT | 565 |
| F23 | SICHERUNG (IM SICHERUNGSKASTEN) | FUSE (IN FUSE BOX) | 560 |
| H9 | BREMSLICHT-LINKS | STOP LAMP-LEFT | 541 |
| H10 | BREMSLICHT-RECHTS | STOP LAMP-RIGHT | 543 |
| K65 | RELAYS-HEIZMATTE,LINKS | RELAY-HEATING MAT,LEFT | 569..562 |
| K66 | RELAYS-HEIZMATTE,RECHTS | RELAY-HEATING MAT,RIGHT | 565..567 |
| K86 | STEUERGEHAEUT-SYSTEMUEBERWACHUNG | CONTROL UNIT-CHECK CONTROL | 526..547 |
| P39 | GEBER-GLUEHLAMPENKONTROLLE,ANHAEENDER | SENSOR-BULB TEST,TRAILER | 546..548 |
| S30 | SCHALTER-HEIZMATTE,VORDERSITZ,LINKS | SWITCH-HEATING MAT,FRONT SEAT,LEFT | 551..553 |
| S46 | SCHALTER-HEIZMATTE,VORDERSITZE | SWITCH-HEATING MAT,FRONT SEATS | 555..557 |
| S96 | SCHALTER-HEIZMATTE,RUECKSITZ,LINKS | SWITCH-HEATING MAT,REAR SEAT,LEFT | 562..564 |
| S97 | SCHALTER-HEIZMATTE,RUECKSITZ,RECHTS | SWITCH-HEATING MAT,REAR SEAT,RIGHT | 567..569 |
| X1 | STECKDOSE-ANHAEENDER | SOCKET-TRAILER | 548 |
| X6 | ARMATURENTAFEL & KAROSSERIE 51P | INSTRUMENT PANEL & BODY 51P | 533..563 |
| X45 | TUER & KONSOLE 5P | DOOR & CONSOLE 5P | 559,563 |
| X49 | KAROSSERIE & STECKDOSE-ANHAEENDER 7P | BODY & SOCKET TRAILER 7P | 548 |
| X51 | STEUERGEHAEUT-SYSTEMUEBERWACHUNG 16P | CONTROL UNIT-CHECK CONTROL 16P | 533..547 |
| X52 | STEUERGEHAEUT-SYSTEMUEBERWACHUNG 26P | CONTROL UNIT-CHECK CONTROL 26P | 526..537,546 |

| | | | |
|-------|---------------------------------------|--|----------|
| E54 | LEUCHE-ZIGARETTENANZUENDER,HINTEN | LAMP-CIGARETTE LIGHTER,REAR | 571 |
| E59 | LEUCHE-DOESE,HEIZUNG,HINTEN | LAMP-NOZZLE,HEATING,REAR | 572 |
| H25 | KONTROLLEUCHE-SPIEGELHEIZUNG | TELLTALE-MIRROR HEATING | 580 |
| K88 | STEUERGEHAEUT-TEMPERATUR,KATALYSATOR | CONTROL UNIT-TEMPERATURE,CONVERTER CATALYTIC | 597..599 |
| K101 | RELAYS-SPIEGEL,PARKSTELLUNG | RELAY-MIRROR,PARKING POSITION | 590..593 |
| M62 | AUSSENSPIEGEL-FAHRERSEITE | OUTSIDE MIRROR-DRIVER SIDE | 576..583 |
| M63 | AUSSENSPIEGEL-BEIFAHRERSEITE | OUTSIDE MIRROR-CODRIVER SIDE | 595..592 |
| P50 | GEBER-TEMPERATUR,KATALYSATOR | SENSOR-TEMPERATURE,CONVERTOR CATALYTIC | 598,599 |
| R17 | ZIGARETTENANZUENDER-HINTEN | CIGARETTE LIGHTER-REAR | 570 |
| S68 | SCHALTER ZSB-AUSSENSPIEGELEINSTELLUNG | SWITCH ASM-OUTSIDE MIRROR ADJUSTMENT | |
| S68.1 | SCHALTER-AUSSENSPIEGELEINSTELLUNG | SWITCH-OUTSIDE MIRROR ADJUSTMENT | 574..578 |
| S68.3 | SCHALTER-AUSSENSPIEGEL,LINKS/RECHTS | SWITCH-OUTSIDE MIRROR,LEFT/RIGHT | 574..579 |
| S68.4 | SCHALTER-PARKSTELLUNG | SWITCH-PARKING POSITION | 580 |
| X20 | TUER & TUER,FAHRER 24P | DOOR & DOOR,DRIVER 24P | 574..587 |
| X21 | TUER & TUER,BEIFAHRER 24P | DOOR & DOOR,CODRIVER 24P | 584..591 |



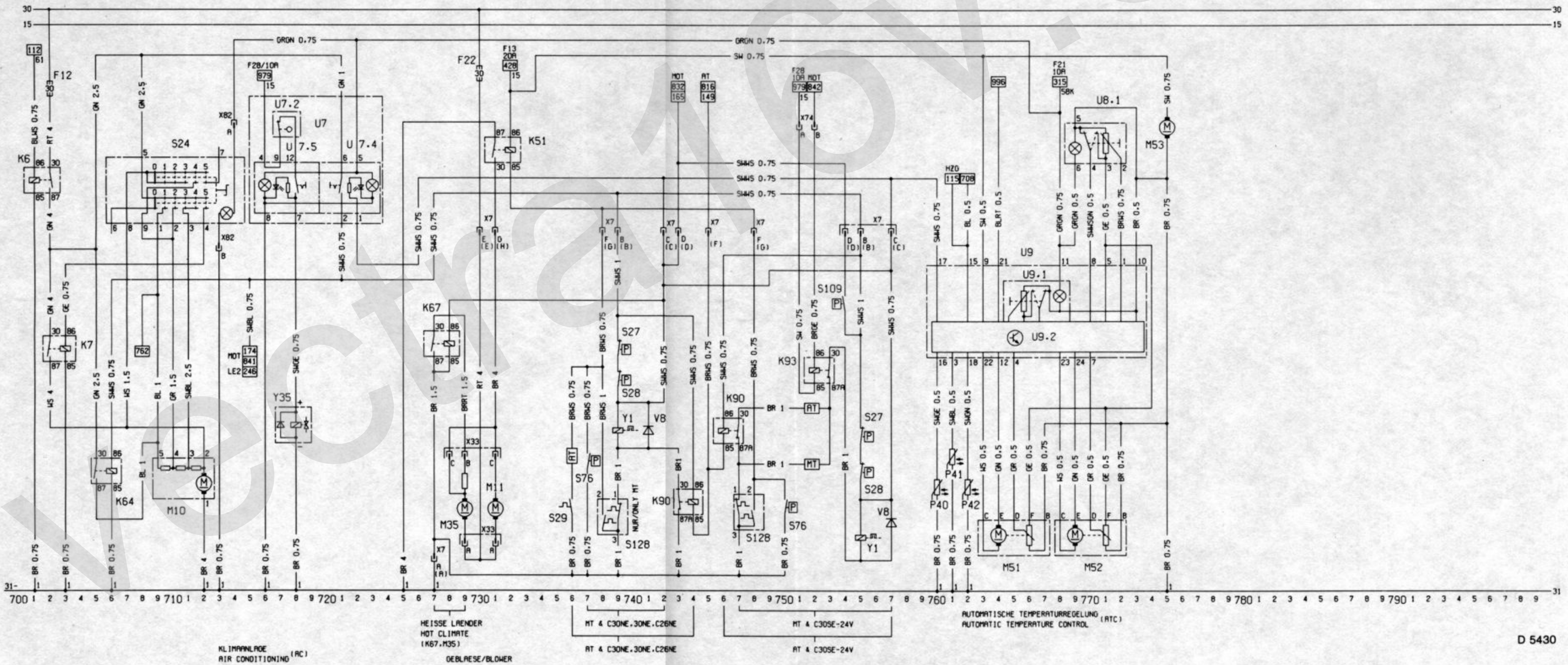
| HI | RADIO | RADIO | 631 | E19 | HECKSCHEIBE-HEIZBARR | BACK WINDOW-HEATED | 661 | F19,F20 | SICHERUNG (IM SICHERUNGSKASTEN) | FUSE (IN FUSE BOX) | 667,696 |
|------|---|--|--------------|-------|--|--|--------------|---------|--|--------------------------------------|--------------|
| K37 | STEUERGEGERAT-ZENTRALVERRIEGELUNG | CONTROL UNIT-CENTRAL LOCKING | 604..610 | F18 | SICHERUNG (IM SICHERUNGSKASTEN) | FUSE (IN FUSE BOX) | 658 | M47 | MOTOR-FENSTERHEBER,VORN LINKS | MOTOR-WINDOW LIFTER,FRONT LEFT | 667..671 |
| | | | | F38 | SICHERUNG | FUSE | 635 | M48 | MOTOR-FENSTERHEBER,VORN RECHTS | MOTOR-WINDOW LIFTER,FRONT RIGHT | 685..689 |
| | | | | H25 | KONTROLLEUCHE-SPIEGELHEIZUNG | TELLTALE-MIRROR HEATING | 654 | M49 | MOTOR-FENSTERHEBER,HINTEN LINKS | MOTOR-WINDOW LIFTER,REAR LEFT | 673..677 |
| | | | | H47 | SIGNALHORN-DIEBSTAHLWARNANLAGE | SIGNAL HORN-ANTI THEFT WARNING UNIT | 635 | M50 | MOTOR-FENSTERHEBER,HINTEN RECHTS | MOTOR-WINDOW LIFTER,REAR RIGHT | 691..695 |
| M18 | MOTOR-ZENTRALVERRIEGELUNG,FAHRERTUER | MOTOR-CENTRAL LOCKING,DRIVER DOOR | 605..608 | K35 | ZEITRELAIS-HECKSCHEIBE & SPIEGEL,HEIZBAR | RELAY-TIME DELAY,BACK WINDOW & MIRROR,HEATED | 658..660 | S37 | SCHALTER ZSB-FENSTERHEBER | SWITCH ASM-WINDOW LIFTER | |
| M19 | MOTOR-ZENTRALVERRIEGELUNG,TUER HINTEN LINKS | MOTOR-CENTRAL LOCKING,DOOR REAR LEFT | 618..620 | K94 | STEUERGEGERAT-DIEBSTAHLWARNANLAGE | CONTROL UNIT-ANTI THEFT WARNING UNIT | 630..644 | S37.1 | SCHALTER-FENSTERHEBER,LINKS | SWITCH-WINDOW LIFTER,LEFT | 668..670 |
| M20 | MOTOR-ZENTRALVERRIEGELUNG,TUER HINTEN RECHTS | MOTOR-CENTRAL LOCKING,DOOR REAR RIGHT | 622..624 | M30 | AUSSENSPIEGEL-FAHRERSEITE | OUTSIDE MIRROR-DRIVER SIDE | 649..652 | S37.2 | SCHALTER-FENSTERHEBER,RECHTS | SWITCH-WINDOW LIFTER,RIGHT | 686..688 |
| M32 | MOTOR-ZENTRALVERRIEGELUNG,BEIFAHRERTUER | MOTOR CENTRAL LOCKING,COODRIVER DOOR | 611..614 | M31 | AUSSENSPIEGEL-BEIFAHRERSEITE | OUTSIDE MIRROR-COORIVER SIDE | 655..658 | S37.3 | SCHALTER-FENSTERHEBER,HINTEN LINKS | SWITCH-WINDOW LIFTER,REAR LEFT | 674..676 |
| M37 | MOTOR-ZENTRALVERRIEGELUNG,DECKEL,HECKRAUM | MOTOR-CENTRAL LOCKING,LID-TRUNK | 615..618 | P53 | DEBER-DIEBSTAHLWARNANLAGE,FAHRERSEITE | SENSOR-ANTI THEFT WARNING UNIT,DRIVER SIDE | 636..640 | S37.4 | SCHALTER-FENSTERHEBER,HINTEN RECHTS | SWITCH-WINDOW LIFTER,REAR RIGHT | 692..694 |
| M41 | MOTOR-ZENTRALVERRIEGELUNG,KLAPPE, KRAFTSTOFFEINFUELLUNG | MOTOR-CENTRAL LOCKING,DOOR,FUEL FILLER | 622..624 | P54 | DEBER-DIEBSTAHLWARNANLAGE,BEIFAHRERSEITE | SENSOR-ANTI THEFT WARNING UNIT,COORIVER SIDE | 641..644 | S37.5 | SICHERHEITSSCHALTER | SAFETY SWITCH | 672 |
| | | | | S4 | SCHALTER-HECKSCHEIBE & SPIEGEL,HEIZBARR | SWITCH-BACK WINDOW & MIRROR,HEATED | 663..665 | S37.6 | SCHALTER-EINKLEMMSCHUTZ AUS (EKS) | SWITCH-ANTI JUMP OFF (EKS) | 690 |
| S41 | SCHALTER-DIEBSTAHL-SICHERUNG,FAHRERTUER | SWITCH-BURGLARY LOCKING,DRIVER DOOR | 601..603 | S68 | SCHALTER ZSB-AUSSENSPIEGEL | SWITCH ASM-OUTSIDE MIRROR | 647..652 | S37.7 | STEUERUNG-FENSTERHEBERAUTOMATIK | CONTROL-WINDOW LIFTER AUTOMATIC | 677..680 |
| S42 | SCHALTER-ZENTRALVERRIEGELUNG,BEIFAHRERTUER | SWITCH-CENTRAL LOCKING,COORIVER DOOR | 604 | S68.1 | SCHALTER-AUSSENSPIEGELEINSTELLUNG | SWITCH-OUTSIDE MIRROR ADJUSTMENT | 647..652 | S39 | SCHALTER-FENSTERHEBER,TUER,HINTEN LINKS | SWITCH-WINDOW LIFTER,DOOR,REAR LEFT | 678..680 |
| S120 | SCHALTER-MOTORAUFBE | SWITCH-HOOD,ENGINE COMPARTMENT | 632 | S68.3 | SCHALTER-AUSSENSPIEGEL,LINKS/RECHTS | SWITCH-OUTSIDE MIRROR-LEFT/RIGHT | 647..652 | S40 | SCHALTER-FENSTERHEBER,TUER,HINTEN RECHTS | SWITCH-WINDOW LIFTER,DOOR,REAR RIGHT | 686..698 |
| X6 | ARMATURENTAFEL & KAROSSERIE 51P | INSTRUMENT PANEL & BODY 51P | 602..613 | X6 | ARMATURENTAFEL & KAROSSERIE 51P | INSTRUMENT PANEL & BODY 51P | 661 | X20 | TUER & TUER,FAHRER 24P | DOOR & DOOR,DRIVER 24P | 667..671 |
| X6C | ARMATURENTAFEL & TUER 3P | INSTRUMENT PANEL & DOOR 3P | 632 | X6A | ARMATURENTAFEL & KAROSSERIE 6P | INSTRUMENT PANEL & BODY 6P | 640 | X21 | TUER & TUER,BEIFAHRER 24P | DOOR & DOOR,COORIVER 24P | 685..689 |
| X60 | KAROSSERIE & TUER 6P (ZV) | BODY & DOOR 6P (ZV) | 615..618 | X6C | ARMATURENTAFEL & TUER 3P | INSTRUMENT PANEL & DOOR 3P | 658 | X22 | TUER & TUER,HINTEN LINKS 9P | DOOR & DOOR,REAR LEFT 9P | 674..677,679 |
| X13 | DIAGNOSE | DIAGNOSTIC LINK | 633,634 | X20 | TUER & TUER,FAHRER 24P | DOOR & DOOR,DRIVER 24P | 647..657 | X22A | TUER & TUER,HINTEN LINKS 2P | DOOR & DOOR,REAR LEFT 2P | 673,680 |
| X20 | TUER & TUER,FAHRER 24P | DOOR & DOOR,DRIVER 24P | 601..608 | X21 | TUER & TUER,BEIFAHRER 24P | DOOR & DOOR,COORIVER 24P | 650,655..658 | X23 | TUER & TUER,HINTEN RECHTS 9P | DOOR & DOOR,REAR RIGHT 9P | 692..695,697 |
| X21 | TUER & TUER,BEIFAHRER 24P | DOOR & DOOR,COORIVER 24P | 604,611..614 | X23A | TUER & TUER,HINTEN RECHTS 2P | DOOR & DOOR,REAR RIGHT 2P | 636..644 | X23A | TUER & TUER,HINTEN RECHTS 2P | DOOR & DOOR,REAR RIGHT 2P | 691,698 |
| X22 | TUER & TUER,HINTEN LINKS 9P | DOOR & DOOR,REAR LEFT 9P | 618..620 | X46 | DOOR & SENSOR-A/TW FROND U.,DRIVER 4P | DOOR & SENSOR-A/TW FROND U.,DRIVER 4P | 637..640 | X46 | TUER & KONSOLE 8P | DOOR & CONSOLE 8P | 668..679 |
| X23 | TUER & TUER,HINTEN RECHTS 9P | DOOR & DOOR,REAR RIGHT 9P | 622..624 | X47 | TUER & KONSOLE 7P | DOOR & CONSOLE 7P | 641..644 | X47 | TUER & KONSOLE 7P | DOOR & CONSOLE 7P | 685..694 |
| X25 | KAROSSERIE & DECKEL,HECKRAUM 4P | BODY & LID-TRUNK 4P | 615..618 | X70 | TUER & DEBER-DWA,BEIFAHRERSEITE 4P | DOOR & SENSOR-A/TW FROND U.,COORIVER 4P | 641..644 | | | | |
| X41 | ARMATURENTAFEL & RADIO 6P | INSTRUMENT PANEL & RADIO 6P | 631 | X71 | TUER & DEBER-DWA,BEIFAHRERSEITE 4P | DOOR & SENSOR-A/TW FROND U.,COORIVER 4P | 641..644 | | | | |
| X68 | ARMATURENTAFEL & TUER 9P | INSTRUMENT PANEL & DOOR 9P | 631,633 | | | | | | | | |
| X69 | RADIO 16P | RADIO 16P | 631 | | | | | | | | |



| | | | |
|----------|---|--|----------|
| F12, F22 | SICHERUNG (IM SICHERUNGSKASTEN) | FUSE (IN FUSE BOX) | 702.730 |
| K6 | RELAIS-KLIMANLAGE | RELAY-AIR CONDITIONING | 701.702 |
| K7 | RELAIS-DEBLAISE, KLIMANLAGE | RELAY-BLOWER, AIR CONDITIONING | 702.703 |
| K51 | RELAIS-DEBLAISE, KUEHLER | RELAY-BLOWER, RADIATOR | 731.732 |
| K64 | RELAIS-DEBLAISE, KLIMANLAGE, 1. STUFE | RELAY-BLOWER, AIR CONDITIONING, 1. STAGE | 705.706 |
| K67 | RELAIS-DEBLAISE, KUEHLER, 1. STUFE | RELAY-BLOWER, RADIATOR, 1. STAGE | 727.728 |
| M10 | MOTOR-DEBLAISE, KLIMANLAGE | MOTOR-BLOWER, AIR CONDITIONING | 709..712 |
| M11 | MOTOR-DEBLAISE, KUEHLER | MOTOR-BLOWER, RADIATOR | 731 |
| M35 | MOTOR-DEBLAISE, KUEHLER | MOTOR-BLOWER, RADIATOR | 729 |
| S24 | SCHALTER-DEBLAISE, KLIMANLAGE | SWITCH-BLOWER, AIR CONDITIONING | 707..714 |
| U7 | BEDIENGERAET ZSB-KLIMANLAGE | ADJUSTMENT UNIT ASM-AIR CONDITIONING | |
| U7.2 | ENDSCHALTER-ENTFROSTERHEBEL | LIMIT SWITCH-DEFROSTER LEVER | 717.718 |
| U7.4 | SCHALTER-KOMPRESSOR | SWITCH-COMPRESSOR | 721.722 |
| U7.5 | SCHALTER-UMLUFT | SWITCH-CIRCULATION | 716..718 |
| Y35 | MAGNETVENTIL-UMLUFT | SOLENOID VALVE-CIRCULATION | 718 |
| X7 | ARMATURENTAFEL & KLIMANLAGE 7P-NT/(BP-AT) | INSTRUMENT PANEL & AIR COND. 7P-NT/(BP-AT) | 727..732 |
| X33 | MOTOR-DEBLAISE 3P | MOTOR-BLOWER 3P | 728..731 |
| X82 | BELEUCHTUNG-SCHALTER, DEBLAISE 2P | ILLUMINATION-SWITCH, BLOWER 2P | 713.714 |

| | | | |
|------|---|---|-----------------|
| K90 | RELAIS-KOMPRESSOR (AT) | RELAY-COMPRESSOR (AT) | 743.744+746.747 |
| K93 | RELAIS-KOMPRESSOR (MOTRONIC) | RELAY-COMPRESSOR (MOTRONIC) | 751.752 |
| M51 | STELLMOTOR-LUFTKLAPPE, FAHRERSEITE | ACTUATOR-AIR FLAP DRIVER SIDE | 763..767 |
| P40 | GEBER-AUSSENTEMPERATUR | SENSOR-OUTSIDE AIR TEMPERATURE | 760 |
| P41 | GEBER-INNENTEMPERATUR, FAHRERSEITE | SENSOR-INSIDE AIR TEMPERATURE, DRIVER SIDE | 761 |
| P42 | GEBER-INNENTEMPERATUR, BEIFAHRESEITE | SENSOR-INSIDE AIR TEMPERATURE, COODRIVER SIDE | 762 |
| S27 | SCHALTER-KOMPRESSOR, NIEDERDRUCK | SWITCH-COMPRESSOR, LOW PRESSURE | 739.755 |
| S28 | SCHALTER-KOMPRESSOR, HOCHDRUCK | SWITCH-COMPRESSOR, HIGH PRESSURE | 739.755 |
| S29 | SCHALTER-TEMPERATUR, KUEHLMITTEL (DEBLAISE) | SWITCH-TEMPERATURE, COOLING AGENT (BLOWER) | 736 |
| S76 | SCHALTER-KOMPRESSOR, HOCHDRUCK (DEBLAISE) | SWITCH-COMPRESSOR, HIGH PRESSURE (BLOWER) | 737.750 |
| S109 | SCHALTER-KOMPRESSOR (MOTRONIC) | SWITCH-COMPRESSOR (MOTRONIC) | 737.754 |
| S128 | SCHALTER-TEMP., KUEHLMITTEL (DEBLAISE-KOMPRESSOR) | SWITCH-TEMP., RADIATOR (BLOWER-COMPRESSOR) | 738.739.748.749 |
| U9 | REGLER-TEMPERATUR (BEIFAHRER) | CONTROL-TEMPERATURE (COODRIVER) | |
| U9.1 | POTENTIOMETER-REGLER, TEMPERATUR | POTENTIOMETER-CONTROL, TEMPERATURE | 766 |
| U9.2 | STEUERGERAET-ELEKTRONISCH | CONTROL-ELECTRONIC | 760..773 |
| V8 | DIODE-KOMPRESSOR | DIODE-COMPRESSOR | 741.757 |
| Y1 | KUPPLUNG-KOMPRESSOR, KLIMANLAGE | CLUTCH-COMPRESSOR, AIR CONDITIONING | 739.755 |
| X7 | ARMATURENTAFEL & KLIMANLAGE 7P/(BP-AT) | INSTRUMENT PANEL & AIR COND. 7P/(BP-AT) | 737..757 |
| X74 | ARMATURENTAFEL & KLIMANLAGE 2P | INSTRUMENT PANEL & AIR CONDITIONING 2P | 751..752 |

| | | | |
|------|--------------------------------------|------------------------------------|----------|
| M52 | STELLMOTOR-LUFTKLAPPE, BEIFAHRESEITE | ACTUATOR-AIR FLAP, COODRIVER SIDE | 768..772 |
| M53 | DEBLAISE-GEBER, INNENTEMPORATUR | BLOWER-SENSOR, INSIDE TEMPERATURE | 775 |
| U8 | REGLER-TEMPERATUR (FAHRER) | CONTROL-TEMPERATURE (DRIVER) | |
| U8.1 | POTENTIOMETER-REGLER, TEMPERATUR | POTENTIOMETER-CONTROL, TEMPERATURE | 769..772 |
| U9 | REGLER-TEMPERATUR (BEIFAHRER) | CONTROL-TEMPERATURE (COODRIVER) | |
| U9.1 | POTENTIOMETER-REGLER, TEMPERATUR | POTENTIOMETER-CONTROL, TEMPERATURE | 766 |
| U9.2 | STEUERGERAET-ELEKTRONISCH | CONTROL-ELECTRONIC | 760..773 |



KLIMANLAGE
AIR CONDITIONING (AC)

HEISSE LAENDER
HOT CLIMATE
(K67, M35)
DEBLAISE/BLOWER

NT 4 C30NE, 30NE, C26NE
AT 4 C30SE-24V

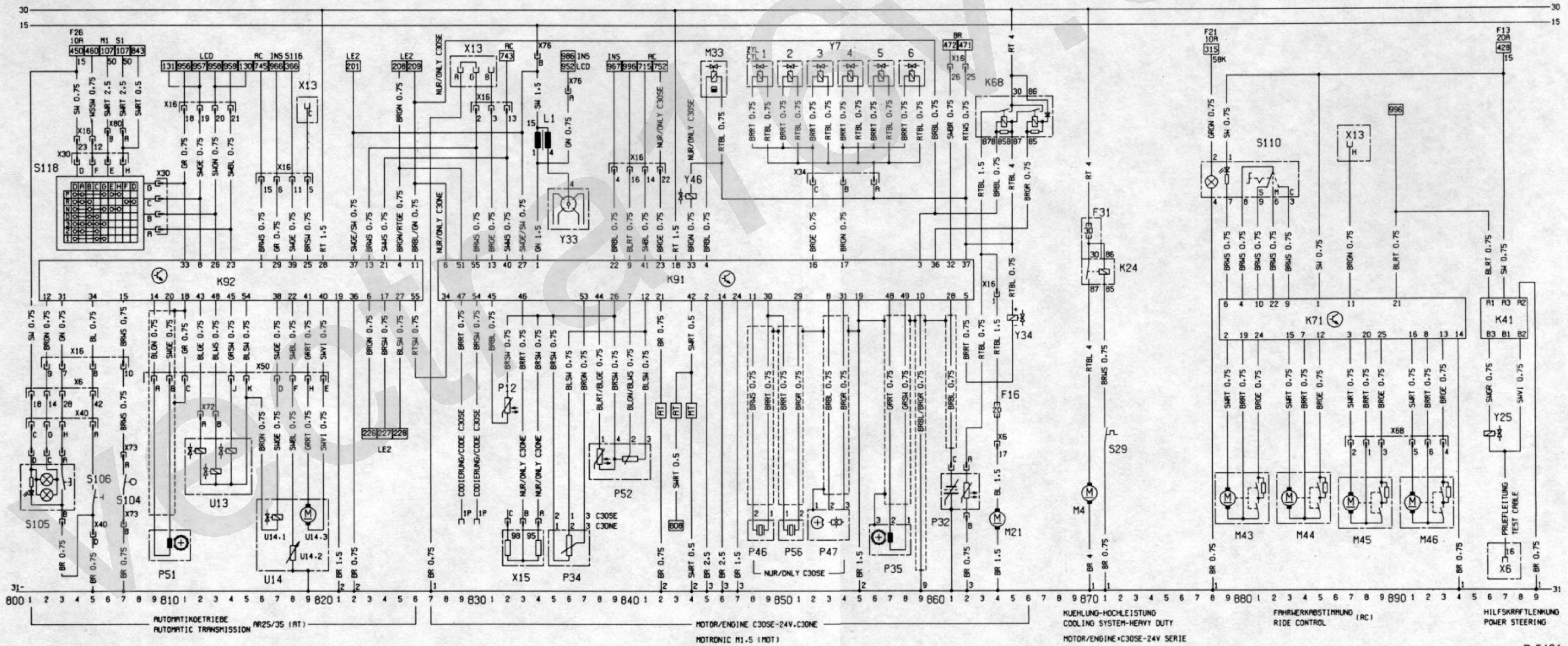
NT 4 C30SE-24V
AT 4 C30SE-24V

AUTOMATISCHE TEMPERATURREGELUNG (ATC)
AUTOMATIC TEMPERATURE CONTROL

| | | | |
|-------|--|--|--------------|
| K92 | STEUERGEGERAT-AUTOMATIKGETRIEBE, AR25/35 | CONTROL UNIT-AUTOMATIC TRANSMISSION, AR25/35 | 802..826 |
| P12 | TEMPERATURGEBER-KUEHLMITTEL | TEMPERATURE SENSOR-COOLING AGENT | 832 |
| P51 | SENSOR-GESCHWINDIGKEIT | SENSOR-SPEED | 809,810 |
| S104 | SCHALTER-KICKDOWN | SWITCH-KICKDOWN | 807 |
| S105 | SCHALTER-ANFAHRHILFE | SWITCH-START UP ASSISTANCE | 801..803 |
| S106 | SCHALTER-PROGRAMM, NORMAL/SPORTLICH | SWITCH-PROGRAM, ECONOMY/POWER | 805 |
| S118 | SCHALTER-AUTOMATIKGETRIEBE | SWITCH-AUTOMATIC TRANSMISSION | 804..807 |
| U13 | WANDLERKUPPLUNG | CONVERTER CLUTCH | 812..815 |
| U14 | ADAPTERKASTEN | ADAPTER CASE | 816..820 |
| U14.1 | MAGNETVENTIL | SOLENOID VALVE | 817 |
| U14.2 | GEBER-TEMPERATUR, OEL | SENSOR-TEMPERATURE, OIL | 818 |
| U14.1 | STELLMOTOR | ACTUATOR | 819 |
| X6 | ARMATURENTAFEL & KAROSSERIE 51P | INSTRUMENT PANEL & BODY 51P | 801..805 |
| X8 | INSTRUMENT 26P (LCD) | INSTRUMENT 26P (LCD) | 811..814 |
| X13 | DIAGNOSE 10P | DIAGNOSTIC LINK 10P | 829..831 |
| X15 | OKTANZAHL 3P | OCTANE NUMBER 3P | 832..834 |
| X16 | ARMATURENTAFEL & MOTRONIC/JETRONIC 26P | INSTRUMENT PANEL & MOTRONIC/JETRONIC 26P | 802..832 |
| X18 | INSTRUMENT 16P | INSTRUMENT 16P | 817 |
| X30 | SCHALTER-AT & MOTRONIC 8P | SWITCH-AT & MOTRONIC 8P | 804..807,809 |
| X40 | KAROSSERIE & GETRIEBE-KONSOLE 8P | BODY & TRANSMISSION-CONSOLE 8P | 801..805 |
| X50 | AUTOMATIKGETRIEBE & MOTRONIC 10P | AUTOMATIC TRANSMISSION & MOTRONIC 10P | 809..820 |
| X72 | AUTOMATIKGETRIEBE & MOTRONIC 2P | AUTOMATIC TRANSMISSION & MOTRONIC 2P | 812,813 |
| X73 | ARMATURENTAFEL & SCHALTER-KICK DOWN 2P | INSTRUMENT PANEL & SWITCH-KICK DOWN 2P | 807 |
| X80 | MOTOR & MOTRONIC 2P | ENGINE & MOTRONIC 2P | 806,807 |

| | | | |
|-----|---|---|-------------------|
| F16 | SICHERUNG (IM SICHERUNGSKASTEN) | FUSE (IN FUSE BOX) | 864 |
| K68 | RELAIS-EINSPRITZANLAGE, KRAFTSTOFF | RELAY-INJECTION UNIT, FUEL | 863..866 |
| K91 | STEUERGEGERAT-MOTRONIC M1.5 | CONTROL UNIT-MOTRONIC M1.5 | 828..862 |
| L1 | ZUENDSPULE | IGNITION COIL | 834 |
| M21 | PUMPE-KRAFTSTOFF | PUMP- FUEL | 864 |
| M33 | STELLOLIED-LEERLAUF | POWER UNIT-IDLING | 845,846 |
| P32 | LAMBDA SONDE-BEHEIZT | SENSOR -OXYGEN EXHAUST, HEATED | 861,862 |
| P34 | GEBER-DROSSELKLAPPENSTELLUNG | SENSOR-THROTTLE VALVE POSITION | 835..837 |
| P35 | IMPULSGEBER-KURBELWELLE | IMPULSE SENSOR-CRANKSHAFT | 856..858 |
| P46 | GEBER-KLOPFREGELUNG | SENSOR-KNOCKING CONTROL | 848,849 |
| P47 | HALLGEBER-ZYLINDERKENNUNG | HALL SENSOR-CYLINDER IDENTIFICATION | 852..854 |
| P52 | LUFTMESSER | AIR FLOW METER | 838..841 |
| P56 | GEBER-KLOPFREGELUNG | SENSOR-KNOCKING CONTROL | 850,851 |
| Y7 | MAGNETVENTIL-KRAFTSTOFFEINSPRITZUNG | SOLENOID VALVES-FUEL INJECTION | 848..859 |
| Y33 | ZUENDETEILER | IGNITION DISTRIBUTOR | 836 |
| Y34 | MAGNETVENTIL-TANKENTLUEFTUNG | SOLENOID VALVE-TANK VENTILATION | 865 |
| Y46 | MAGNETVENTIL-SAUGROHR | SOLENOID VALVE-INTAKE MANIFOLD | 844 |
| X6 | ARMATURENTAFEL & KAROSSERIE 51P | INSTRUMENT PANEL & BODY 51P | 864 |
| X16 | ARMATURENTAFEL & MOTRONIC 26P | INSTRUMENT PANEL & MOTRONIC 26P | 839..842,861..864 |
| X18 | INSTRUMENT 16P | INSTRUMENT 16P | 839 |
| X34 | MOTRONIC & VALVES-FUEL INJECTION (C30SE) 3P | MOTRONIC & VALVES-FUEL INJECTION (C30SE) 3P | 852..856 |
| X76 | ARMATURENTAFEL & MOTRONIC 2P | INSTRUMENT PANEL & MOTRONIC 2P | 834,836 |

| | | | |
|------|--|--|----------|
| F31 | SICHERUNG-DEBLAESE, KUEHLER | FUSE-BLOWER, RADIATOR | 870 |
| K24 | RELAIS-DEBLAESE, KUEHLER | RELAY-BLOWER, RADIATOR | 870..871 |
| K41 | STEUERGEGERAT-HILFSKRAFTLENKUNG | CONTROL UNIT-POWER STEERING | 896..898 |
| K71 | STEUERGEGERAT-FAHRWERKABSTIMMUNG | CONTROL UNIT-RIDE CONTROL | 879..894 |
| M4 | MOTOR-DEBLAESE, KUEHLER | MOTOR-BLOWER, RADIATOR | 870 |
| M43 | STELLMOTOR-STOSSDREMPFER, VORN LINKS | ACTUATOR-RIDE CONTROL, FRONT LEFT | 879..881 |
| M44 | STELLMOTOR-STOSSDREMPFER, VORN RECHTS | ACTUATOR-RIDE CONTROL, FRONT RIGHT | 883..885 |
| M45 | STELLMOTOR-STOSSDREMPFER, HINTEN LINKS | ACTUATOR-RIDE CONTROL, REAR LEFT | 887..889 |
| M46 | STELLMOTOR-STOSSDREMPFER, HINTEN RECHTS | ACTUATOR-RIDE CONTROL, REAR RIGHT | 891..893 |
| S29 | SCHALTER-TEMPERATUR, KUEHLMITTEL | SWITCH-TEMPERATURE, COOLING AGENT | 871 |
| S110 | SCHALTER-FAHRWERKABSTIMMUNG | SWITCH-RIDE CONTROL | 878..883 |
| Y25 | MAGNETVENTIL-HILFSKRAFTLENKUNG | SOLENOID VALVE-POWER STEERING | 896 |
| X6 | ARMATURENTAFEL & KAROSSERIE 51P | INSTRUMENT PANEL & BODY 51P | 897 |
| X68 | ARMATURENTAFEL & FAHRWERKABSTIMMUNG, HINTEN 6P | INSTRUMENT PANEL & RIDE CONTROL, REAR 6P | 887..893 |
| X13 | DIAGNOSE 10P | DIAGNOSTIC LINK 10P | 887 |



| | | | |
|------|--|--------------------------------------|----------|
| F29 | SICHERUNG (IM SICHERUNGSKASTEN) | FUSE (IN FUSE BOX) | 932 |
| H23 | RADIO-ANTENNE-AUTOMATISCH | RADIO-ANTENNA-AUTOMATIC | 931, 932 |
| H27 | WARNSUMMER-SICHERHEITSKONTROLLE | WARNING BUZZER-SAFETY CHECKING | 925, 927 |
| H26 | MOTOR-ANTENNE-AUTOMATIK | MOTOR-ANTENNA-AUTOMATIC | 930, 931 |
| S1 | SCHALTER ZSB-ANLASSER | SWITCH ASM-STARTER | 934 |
| S1.2 | SCHALTER-SCHLUESSELKONTAKT | SWITCH-STARTER KEY CONTACT | 934 |
| S89 | SCHALTER-SICHERHEITSCOURT | SWITCH-SEAT BELT | 925 |
| X2 | ZUSATZVERBRAUCHER (IM SICHERUNGSKASTEN) | AUXILIARY USER (IN FUSE BOX) | 933 |
| X41 | ARMATURENTAFEL & RADIO 6P | INSTRUMENT PANEL & RADIO 6P | 929, 932 |
| X43 | KAROSSERIE & RADIO 6P | BODY & RADIO 6P | 931 |
| X44 | KAROSSERIE & LAUTSPRECHER 6P | BODY & LOUDSPEAKER 6P | 930, 931 |
| X75 | ARMATURENTAFEL & SICHERHEITSKONTROLLE 2P | INSTRUMENT PANEL & CRUISE CONTROL 2P | 926, 927 |

| | | | |
|-------|--|--|---------------|
| H26 | KONTROLLEUCHE-ABS | TELLTALE-ABS | 963 |
| H28 | KONTROLLEUCHE-GURTWARNUNG | TELLTALE-SEAT BELT WARNING | 964 |
| H30 | KONTROLLEUCHE-MOTOR | TELLTALE-ENGINE | 967 |
| H41 | KONTROLLEUCHE-LICHT | TELLTALE-LIGHT | 956 |
| H42 | KONTROLLEUCHE-AUTOMATIKGETRIEBE | TELLTALE-AUTOMATIC TRANSMISSION | 966 |
| P4 | GEBER-KRAFTSTOFFVORRAT | SENSOR-FUEL | 947 |
| P5 | GEBER-TEMPERATUR-KUEHLMITTEL-MOTOR | SENSOR-TEMPERATURE-COOLING AGENT-ENGINE | 954 |
| P10 | GEBER-DELDRUCK | SENSOR-OIL PRESSURE | 951 |
| S2 | SCHALTER ZSB-LICHT | SWITCH ASM-LIGHT | |
| S2.3 | POTENTIOMETER-INSTRUMENTENBELEUCHTUNG | DIMMER-INSTRUMENT LIGHTS | 941 |
| S11 | KONTROLLSCHALTER-RESTHENDE, BREMSFLUESSIGKEIT | CONTROL SWITCH-MIN CAPACITY, BRAKE FLUID | 945 |
| S14 | SCHALTER-DELDRUCK | SWITCH-OIL PRESSURE | 949 |
| U6 | LCD-INSTRUMENT ZSB | LCD-INSTRUMENT ASM | |
| U6.1 | LADOKONTROLLEUCHE | CHARGING INDICATOR LIGHT | 947 |
| U6.2 | VOLTMETER | VOLTMETER | 948 |
| U6.3 | KRAFTSTOFFANZEIGE | FUEL INDICATOR | 947 |
| U6.4 | KONTROLLEUCHE-DELDRUCK | TELLTALE-OIL PRESSURE | 949 |
| U6.5 | DELDRUCKMESSER | GAUGE-OIL PRESSURE | 951 |
| U6.6 | TEMPERATURANZEIGE-KUEHLMITTEL-MOTOR | TEMPERATURE INDICATOR-COOLING AGENT-ENGINE | 954 |
| U6.8 | TACHOMETER | SPEEDOMETER | 938 |
| U6.14 | DREHZAHLMESSER | TACHOMETER | 952 |
| U6.22 | LEUCHTEN-DISPLAY | LIGHTS-DISPLAY | 941, 943 |
| U6.26 | ANZEIGE-WAEHLHEBELPOSITION, AT | DISPLAY-SELECTOR LEVER POSITION, AT | 956, 959 |
| V1 | DIODE-PRUEFUNG, GLUEHLAMPE, BREMSFLUESSIGKEIT | DIODE-TEST, BULB, BRAKE FLUID | 945 |
| X5 | ARMATURENTAFEL & MOTOR 7P | INSTRUMENT PANEL & ENGINE 7P | 949, 951 |
| X6 | ARMATURENTAFEL & KAROSSERIE 51P | INSTRUMENT PANEL & BODY 51P | 935, 947 |
| X8 | LCD INSTRUMENT 26P | LCD INSTRUMENT 26P | 937, 959 |
| X13 | DIAGNOSE 10P | DIAGNOSTIC LINK 10P | 944, 945 |
| X16 | ARMATURENTAFEL & MOTRONIC/JETRONIC 26P | INSTRUMENT PANEL & MOTRONIC/JETRONIC 26P | 954 |
| X18 | INSTRUMENT 16P | INSTRUMENT 16P | 956, 963, 967 |
| X35 | MOTRONIC & VENTILE-KRAFTSTOFFEINSPR. 35P (C26NE) | MOTRONIC & VALVES-FUEL INJECTION 35P (C26NE) | 954 |

| | | | |
|------|--|---|----------|
| E11 | LEUCHTEN-INSTRUMENT | LAMPS-INSTRUMENT | 974 |
| F28 | SICHERUNG (IM SICHERUNGSKASTEN) | FUSE (IN FUSE BOX) | 977 |
| F35 | SPANNUNGSSTABILISATOR | VOLTAGE STABILIZER | 978 |
| H3 | KONTROLLEUCHE-BLINKLICHT | TELLTALE-TURN SIGNAL LAMP | 971, 972 |
| H4 | KONTROLLEUCHE-DELDRUCK | TELLTALE-OIL PRESSURE | 989 |
| H5 | KONTROLLEUCHE-BREMSFLUESSIGKEIT | TELLTALE-BRAKE FLUID | 991 |
| H7 | LADOKONTROLLEUCHE | CHARGING INDICATOR LIGHT | 993 |
| H8 | KONTROLLEUCHE-FERNLICHT | TELLTALE-HIGH BEAM | 990 |
| H15 | KONTROLLEUCHE-KRAFTSTOFF | TELLTALE-FUEL | 984 |
| H17 | KONTROLLEUCHE-BLINKLICHT, ANNAHENDER | TELLTALE-TURN SIGNAL LAMP, TRAILER | 998 |
| H21 | KONTROLLEUCHE-KUPPLUNG UND FESTSTELLBREMS | TELLTALE-CLUTCH AND PARKING BRAKE | 994 |
| H46 | KONTROLLEUCHE-TEMPERATUR, KATALYSATOR (JAPAN) | TELLTALE-TEMPERATURE, CONVERTER CATALYTIC (JAPAN) | 969 |
| P1 | KRAFTSTOFFANZEIGE | FUEL INDICATOR | 982 |
| P2 | TEMPERATURANZEIGE-KUEHLMITTEL-MOTOR | TEMPERATURE INDICATOR-COOLING AGENT-ENGINE | 980 |
| P4 | GEBER-KRAFTSTOFFVORRAT | SENSOR-FUEL | 982 |
| P5 | GEBER-TEMPERATUR-KUEHLMITTEL-MOTOR | SENSOR-TEMPERATURE-COOLING AGENT-ENGINE | 980 |
| P7 | DREHZAHLMESSER | TACHOMETER | 985 |
| P14 | GEBER-WEOSTRECKE | SENSOR-DISTANCE | 998, 999 |
| P43 | TACHOMETER-ELEKTRONISCH | SPEEDOMETER-ELECTRONIC | 987 |
| S2 | SCHALTER ZSB-LICHT | SWITCH ASM-LIGHT | |
| S2.3 | POTENTIOMETER-INSTRUMENTENBELEUCHTUNG | DIMMER-INSTRUMENT LIGHTS | 973 |
| S11 | KONTROLLSCHALTER-RESTHENDE, BREMSFLUESSIGKEIT | CONTROL SWITCH-MIN CAPACITY, BRAKE FLUID | 991 |
| S12 | KONTROLLSCHALTER-KUPPLUNG | CONTROL SWITCH-CLUTCH | 996 |
| S13 | SCHALTER-FESTSTELLBREMS | SWITCH-PARKING BRAKE | 994 |
| S14 | SCHALTER-DELDRUCK | SWITCH-OIL PRESSURE | 989 |
| V1 | DIODE-PRUEFUNG, GLUEHLAMPE, BREMSFLUESSIGKEIT | DIODE-TEST, BULB, BRAKE FLUID | 992 |
| X5 | ARMATURENTAFEL & MOTOR 7P | INSTRUMENT PANEL & ENGINE 7P | 989 |
| X6 | ARMATURENTAFEL & KAROSSERIE 51P | INSTRUMENT PANEL & BODY 51P | 982, 994 |
| X16 | ARMATURENTAFEL & MOTRONIC/JETRONIC 26P | INSTRUMENT PANEL & MOTRONIC/JETRONIC 26P | 980 |
| X17 | INSTRUMENT 14P | INSTRUMENT 14P | 971, 994 |
| X18 | INSTRUMENT 16P | INSTRUMENT 16P | 968, 969 |
| X35 | MOTRONIC & VENTILE-KRAFTSTOFFEINSPR. 35P (C26NE) | MOTRONIC & VALVES-FUEL INJECTION 35P (C26NE) | 980 |

