

TECHNISCHE INFORMATION

FAHRZEUG - TYP

SENATOR-B

TI - NUMMER

TI - C - 16

BAUGRUPPE

N - 82

DATUM November 1988

BLATT 1

VON 10

| BEREICHE | INHABER | KD - LEITER | VERKAUFSLEITER | TEILE - LEITER | GEWÄHRLEISTUNG | MEISTER | KD - BERATER | MECHANIKER |
|----------------------|---------|-------------|----------------|----------------|----------------|---------|--------------|------------|
| SICHTVERMERK / DATUM | | | | | | Ø | | |

Betrifft: Stromlaufplan

Fahrzeuge: SENATOR-B

Dieser Technischen Information ist als Anlage der Stromlaufplan für SENATOR - B beigefügt.

Der Stromlaufplan ist in sieben Detailpläne gegliedert. Er enthält Änderungen und Ergänzungen, die ab oder im Modelljahr 1989 einsetzen.

Das zusätzlich beigefügte Kabelsatzschema sowie die Detailansichten der Kabelsatzsteckverbindungen wurden ebenfalls ergänzt.

F12-F16 SICHERUNG (IN SICHERUNGSKASTEN)

| | |
|-------|--------------------------------------|
| G1 | BATTERIE |
| G2 | GENERATOR |
| K68 | RELAYS-EINSPRITZANLAGE, KRAFTSTOFF |
| L1 | ZUENDSPULE |
| M1 | ANLASSER |
| M3 | MOTOR-GEBLÄSE, HEIZUNG |
| M2 | PUMPE-KRAFTSTOFF |
| P32 | LAMBDA SONDE-BEHEIZT |
| S1 | SCHALTER-ANLASSER |
| S3 | SCHALTER-GEBLÄSE, HEIZUNG |
| S10 | SCHALTER ZSB-AUTOMATIKGETRIEBE |
| S10.1 | SCHALTER-AUTOMATIKGETRIEBE, ANLASSER |

FUSE (IN FUSE BOX)

| | |
|--|---------|
| BATTERY | 101 |
| ALTERNATOR | 111 |
| RELAY-INJECTION UNIT, FUEL | 126-130 |
| IGNITION COIL | 122 |
| STARTER | 106-107 |
| MOTOR-BLOWER, HEATER | 116-119 |
| PUMP-FUEL | 126 |
| SENSOR-HEATED, OXYGEN, EXHAUST | 132-133 |
| SWITCH-STARTER | 106-107 |
| SWITCH-BLOWER, HEATER | 116-119 |
| SWITCH ASH-AUTOMATIC TRANSMISSION | |
| SWITCH-AUTOMATIC TRANSMISSION, STARTER | 107 |

115-126

| |
|---------|
| 101 |
| 111 |
| 126-130 |
| 122 |
| 106-107 |
| 116-119 |
| 126 |
| 132-133 |
| 106-107 |
| 116-119 |
| 107 |

| | |
|------|---------------------------------|
| X5 | ARMATURENTAFEL & MOTOR 14P |
| X6 | ARMATURENTAFEL & KAROSSERIE 51P |
| X15A | ARMATURENTAFEL & MOTORIC 10P |
| X31 | ARMATURENTAFEL & SCHALTER-RT SP |

| | |
|---------------------------------|-----------------------|
| INSTRUMENT PANEL & ENGINE 14P | 107-111 |
| INSTRUMENT PANEL & BODY 51P | 126 |
| INSTRUMENT PANEL & MOTORIC 10P | 123-125, 126-132, 133 |
| INSTRUMENT PANEL & SWITCH-RT SP | 107 |

107-111

| |
|-----------------------|
| 107-111 |
| 126 |
| 123-125, 126-132, 133 |
| 107 |

M30 KONTROLLEUCHE-MOTOR (IM INSTRUMENT)

| | |
|------|--------------------------------------|
| K61 | STEUERGEHÄU-ROTTRONIC |
| M33 | STELLGELEIT-LEERLAUF |
| P11 | LÜFTUNGSMESSER |
| P52 | LÜFTUNGSMESSER |
| P12 | TEMPERATURGEBER-KUEHLMITTEL |
| P35 | IMPULSGEBER-KURBELWELLE |
| S44 | SCHALTER-DROSSELKLAPPE |
| S107 | SCHALTER-DROSSELKLAPPE, RT |
| Y7 | MAGNETVENTILE-KRAFTSTOFFEINSPRITZUNG |

TELLTALE-ENGINE (IN INSTRUMENT)

| |
|---------|
| 158 |
| 131-164 |
| 148-149 |
| 147-151 |
| 153-156 |
| 143 |
| 134-136 |
| 150-159 |
| 161-167 |
| 135-146 |

| | |
|------|----------------------------------|
| X13 | DIAGNOSE 10P |
| X15 | OKTANZAHL 3P |
| X15A | ARMATURENTAFEL & MOTORIC 10P |
| X15B | ARMATURENTAFEL & MOTORIC 8P (AT) |
| X15D | ARMATURENTAFEL & MOTORIC 3P |
| X18 | INSTRUMENT 16P |

| | |
|------------------------------------|-------------|
| DIAGNOSTIC LINK 10P | 162-164 |
| OCTANE NUMBER 3P | 145 |
| INSTRUMENT PANEL & MOTORIC 10P | 153-155-161 |
| INSTRUMENT PANEL & MOTORIC 8P (AT) | 143 |
| INSTRUMENT PANEL & MOTORIC 3P | 156-162-163 |
| INSTRUMENT 16P | 158 |

F31 SICHERUNG-GEBLÄSE, KUEHLER

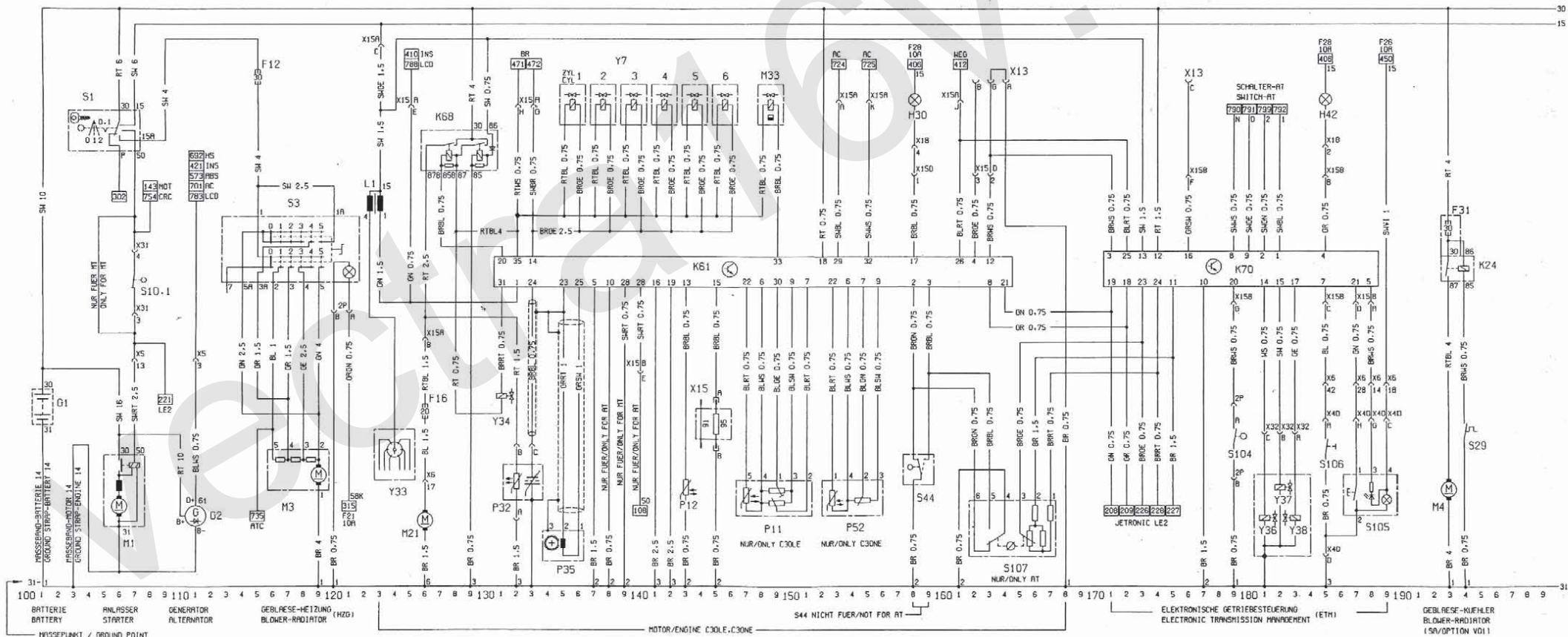
| | |
|------|---|
| H42 | KONTROLLEUCHE-RT, PROGRAMM SPORTLICH |
| K70 | STEUERGEHÄU-ETH |
| K24 | RELAYS-GEBLÄSE, KUEHLER |
| M4 | MOTOR-GEBLÄSE, KUEHLER |
| S29 | SCHALTER-TEMPERATUR, KUEHLMITTEL |
| S104 | SCHALTER-KICK DOWN |
| S105 | SCHALTER-ANFAHRLIFFE |
| S106 | SCHALTER-PROGRAMM, NORMAL/SPORTLICH |
| Y36 | MAGNETVENTIL-AUTOMATIKGETRIEBE (1) |
| Y37 | MAGNETVENTIL-AUTOMATIKGETRIEBE (2) |
| Y38 | MAGNETVENTIL-AUTOMATIKGETRIEBE (KUPPLUNG) |

FUSE-BLOWER, RADIATOR

| |
|---------|
| 193 |
| 185 |
| 171-188 |
| 193 |
| 194 |
| 179 |
| 167-189 |
| 165 |
| 181 |
| 182 |
| 183 |

| | |
|------|----------------------------------|
| X6 | ARMATURENTAFEL & KAROSSERIE 51P |
| X13 | DIAGNOSE 10P |
| X15B | ARMATURENTAFEL & MOTORIC 8P (AT) |
| X18 | INSTRUMENT 16P |
| X32 | MAGNETVENTILE-AT 3P |
| X40 | KAROSSERIE & GETRIEBE 8P |

| | |
|------------------------------------|-------------|
| INSTRUMENT PANEL & BODY 51P | 185-187-189 |
| DIAGNOSTIC LINK 10P | 176 |
| INSTRUMENT PANEL & MOTORIC 8P (AT) | 176-179-185 |
| INSTRUMENT 16P | 185 |
| SOLENOID VALVES-AT 3P | 181-183 |
| BODY & TRANSMISSION 8P | 185-189 |



FARBKURZZEICHEN FÜR LEITUNGEN NACH DIN 47002
COLOR ABBREVIATION FOR WIRES TO DIN 47002

LEITUNGSQUERSCHNITTE IN mm²
WIRE CROSS SECTION

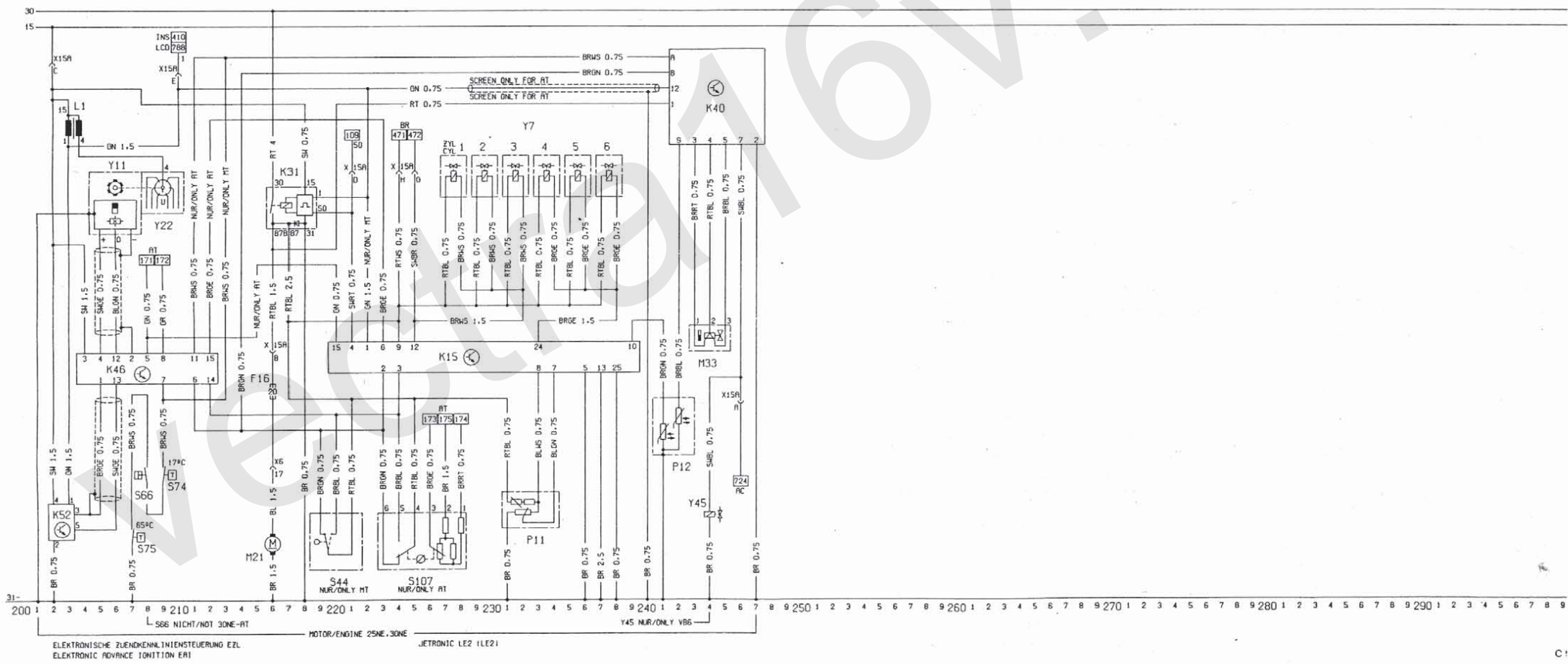
MOTOR/ENGINE C30LE, C30NE

S44 NICHT FUER/NOT FOR AT

ELEKTRONISCHE GETRIEBESTEuerung
ELECTRONIC TRANSMISSION MANAGEMENT (ETH)

GEBLÄSE-KUEHLER
BLOWER-RADIATOR (SUVOPTION VOI)

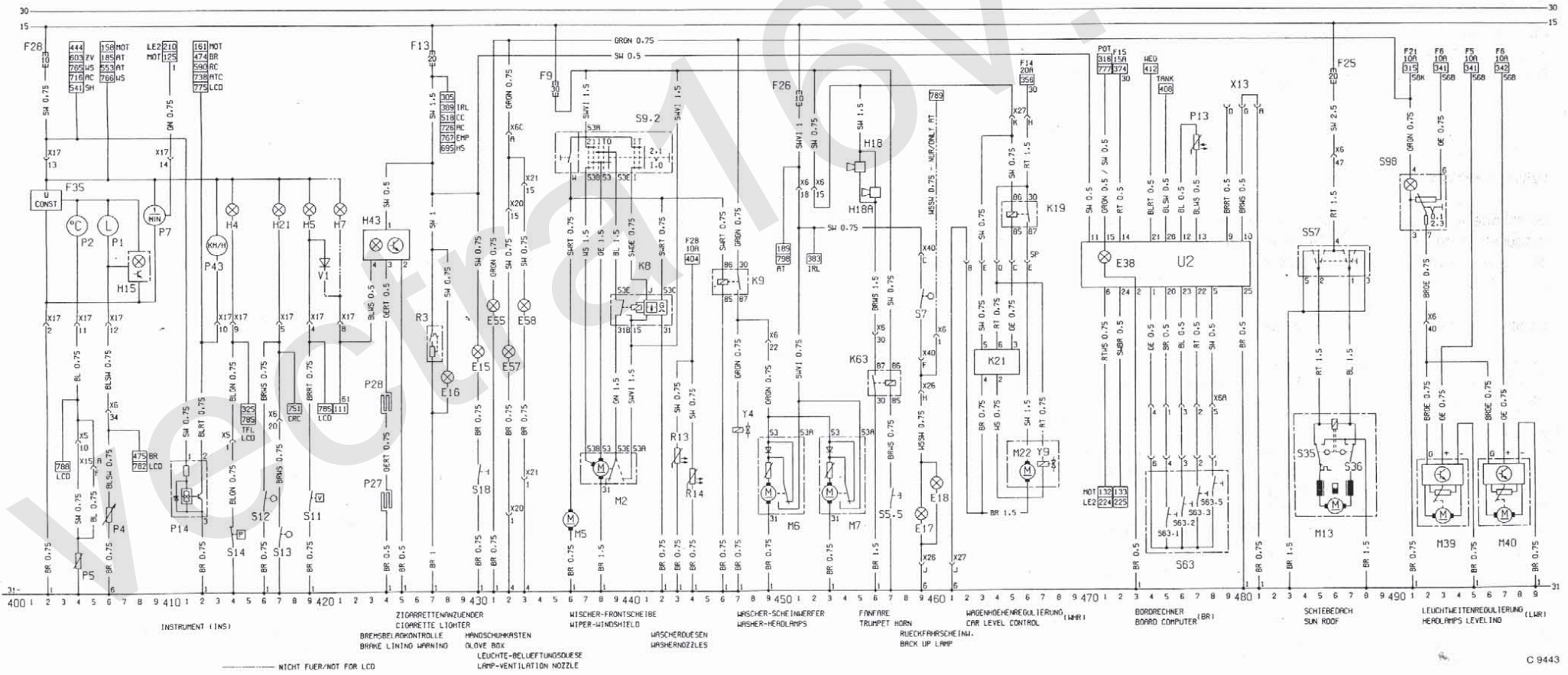
| | | | | | | |
|------|---|-------------------------------------|-------------------------|------|--|-----------------------------------|
| F16 | SICHERUNG (IM SICHERUNGSKASTEN) | FUSE (IN FUSE BOX) | 216 | | | |
| K15 | STEUERGERÄT-EINSPRITZANLAGE, KRAFTSTOFF | TIMING CONTROL-INJECTION UNIT, FUEL | 220..239 | | | |
| K52 | ZÜNDUNGSMODUL-ZÜENDSPULE | IGNITION MODUL-IGNITION COIL | 202..203 | | | |
| K31 | RELAYS-PUMPE, KRAFTSTOFF | RELAY-PUMP, FUEL | 216..218 | | | |
| K46 | STEUERGERÄT-EZL | TIMING CONTROL-EAI | 204..212 | K40 | REGLER-LEERLAUF, ELEKTRONISCH | REGULATOR-IDLING, ELECTRONIC |
| | | | | | | 242..247 |
| L1 | ZÜENDSPULE | IGNITION COIL | 203 | | | |
| M21 | PUMPE-KRAFTSTOFF | PUMP-FUEL | 216 | M33 | STELLOLEIT-LEERLAUF | POWER UNIT-IDLING |
| | | | | | | 243..245 |
| P11 | LUFTMENGENMESSER | AIR FLOW METER | 230..234 | P12 | TEMPERATURGEBER-KUEHLMITTEL | SENSOR-TEMPERATURE, COOLING AGENT |
| | | | | | | 241..242 |
| S44 | SCHALTER-DROSSELKLAPPE | SWITCH-THROTTLE VALVE | 219..221 | | | |
| S66 | SCHALTER-UNTERDRUCK, ELS | SWITCH-VACUUM, ISC | 208 | | | |
| S74 | SCHALTER-TEMPERATUR, LUFT | SWITCH-TEMPERATURE, AIR | 209 | | | |
| S75 | SCHALTER-TEMPERATUR, OEL | SWITCH-TEMPERATURE, OIL | 207 | | | |
| S107 | SCHALTER-DROSSELKLAPPE, AT | SWITCH-THROTTLE VALVE, AT | 223..228 | | | |
| Y7 | MAGNETVENTILE-KRAFTSTOFFEINSPRITZUNG | SOLENOID VALVES-FUEL INJECTION | 227..238 | Y45 | MAGNETVENTIL-ZÜENDZEITPUNKTVERSTELLUNG | SOLENOID VALVE-IGNITION TIMING |
| Y11 | HALLGEBER | HALL SENSOR | 205..207 | | | 244 |
| Y22 | ZÜENDVERTEILER | IGNITION DISTRIBUTOR | 209 | | | |
| X6 | ARMATURENTAFEL & KAROSSERIE 51P | INSTRUMENT PANEL & BODY 51P | 216 | | | |
| X15A | ARMATURENTAFEL & JETRONIC 10P | INSTRUMENT PANEL & JETRONIC 10P | 202,210,216,221,224,225 | X15A | ARMATURENTAFEL & JETRONIC 10P | INSTRUMENT PANEL & JETRONIC 10P |
| | | | | | | 246 |



| | | | |
|--------|---|---|----------|
| E15 | LEUCHE-HANDSCHUKRISTEN | LAMP-GLOVE BOX | 430 |
| E16 | LEUCHE-ZIPIPETENANZEIGER | LAMP-CIGARETTE LIGHTER | 428 |
| E55 | LEUCHE-REGLERDRUCK-DUESE-MITTE | LAMP-OPERATING WINDWHEEL, NOZZLE-CENTER | 423 |
| E57 | LEUCHE-DUESE-HEIZUNG-LINKS | LAMP-NOZZLE-HEATING, LEFT | 432 |
| E58 | LEUCHE-DUESE-HEIZUNG-RECHTS | LAMP-NOZZLE-HEATING, RIGHT | 433 |
| F13-28 | SICHERUNG (IN SICHERUNGSKASTEN) | FUSE (IN FUSE BOX) | 427..402 |
| F35 | SPANNUNGSSTABILISATOR | VOLTAGE STABILIZER | 402 |
| H4 | KONTROLLEUCHE-ÖLDRUCK | TELLTALE-OIL PRESSURE | 414 |
| H5 | KONTROLLEUCHE-BREMSSCHLEUSSTOKEIT | TELLTALE-BRAKE FLUID | 414 |
| H7 | LAGEKONTROLLEUCHE | CHIPPING INDICATOR LIGHT | 421 |
| H15 | KONTROLLEUCHE-KRAFTSTOFF | TELLTALE-FUEL | 408 |
| H21 | KONTROLLEUCHE-FESTSTELLBREMSE UND KUPPLUNG | TELLTALE-PARKING BRAKE AND CLUTCH | 417 |
| H43 | KONTROLLEUCHE-BREMSSBELAG, VORN | TELLTALE-BRAKE LINING, FRONT | 423..425 |
| P1 | KRAFTSTOFFANZEIGE | FUEL INDICATOR | 406 |
| P2 | TEMPERATURANZEIGE-KUEHLMIDTEL | TEMPERATURE INDICATOR-COOLING AGENT | 404 |
| P4 | GEBER-KRAFTSTOFFVORRAT | SENSOR-FUEL | 406 |
| P5 | GEBER-TEMPERATUR-KUEHLMIDTEL | SENSOR-TEMPERATURE, COOLING AGENT | 404 |
| P7 | DREHZAHLMESSE | TACHOMETER | 409 |
| P14 | GEBER-WEGSTRECKE | SENSOR-DISTANCE | 411..412 |
| P27 | GEBER-BREMSSBELAG, VORN LINKS | SENSOR-BRAKE LINING, FRONT LEFT | 424 |
| P28 | GEBER-BREMSSBELAG, VORN RECHTS | SENSOR-BRAKE LINING, FRONT RIGHT | 424 |
| P43 | TACHOMETER-ELECTRONISCH | SPEEDOMETER-ELECTRONIC | 413 |
| R3 | ZIPIPETENANZEIGER | CIGARETTE LIGHTER | 427 |
| S11 | KONTROLSCHALTER-BREMSSCHLEUSSTOKEIT | CONTROL SWITCH-BRAKE FLUID | 419 |
| S12 | KONTROLSCHALTER-KUPPLUNG | CONTROL SWITCH-CLUTCH | 416 |
| S13 | SCHALTER-FESTSTELLBREMSE | SWITCH-PARKING BRAKE | 417 |
| S14 | SCHALTER-ÖLDRUCK | SWITCH-OIL PRESSURE | 414 |
| S18 | SCHALTER-LEUCHE-HANDSCHUKRISTEN | SWITCH-LAMP-GLOVE BOX | 430 |
| V1 | DIODE-PRUEFUNG, ÖLLEMPPE, BREMSSCHLEUSSTOKEIT | DIODE-TEST, BULB, BRAKE FLUID | 404 |
| X5 | ARMATURENFELD 4 MOTOR 14P | INSTRUMENT PANEL 4 MOTOR 14P | 420..414 |
| X6 | ARMATURENFELD 4 KAROSSERIE 51P | INSTRUMENT PANEL 4 BODY 51P | 406..417 |
| X6C | ARMATURENFELD 4 TÜR 2P | INSTRUMENT PANEL 4 DOOR 2P | 432 |
| X15A | ARMATURENFELD 4 MOTORIC/ELECTRONIC 10P | INSTRUMENT PANEL 4 MOTORIC/ELECTRONIC 10P | 404 |
| X17 | INSTRUMENT 14P | INSTRUMENT 14P | 402..421 |
| X20 | TUER 4 TUER-FAHRER 21P | DOOR 4 DOOR-DRIVER 21P | 432 |
| X21 | TUER 4 TUER-BEIFAHRER 21P | DOOR 4 DOOR-COPIVER 21P | 433 |

| | | | |
|---------|--|-----------------------------------|-------------------------|
| E17 | RUECKFAHRSCHENNERER-LINKS | BACK UP LAMP-LEFT | 459 |
| E18 | RUECKFAHRSCHENNERER-RECHTS | BACK UP LAMP-RIGHT | 460 |
| F8, F26 | SICHERUNG (IN SICHERUNGSKASTEN) | FUSE (IN FUSE BOX) | 435..451 |
| H18 | FANFARE | TRUMPET HORN | 455 |
| H18A | FANFARE | TRUMPET HORN | 456 |
| K8 | RELIS-INTERVALL WISCHER-FRONTSCHIEBE | RELAY-INTERVAL WIPER-WINDSHIELD | 439..442 |
| K9 | RELIS-WISCHER-RECHTS, SCHIEBE | RELAY-WIPER UNIT-HEADLAMP'S | 446..447 |
| K19 | RELIS-HOEHENREGULIERUNG | RELAY-CAR LEVEL CONTROL | 465..466 |
| K21 | GEBER-HOEHENREGULIERUNG | SENSOR-CAR LEVEL CONTROL | 463..465 |
| K63 | RELIS-FANFARE | RELAY-TRUMPET HORN | 456..457 |
| M2 | MOTOR-WISCHER-FRONTSCHIEBE | MOTOR-WIPER-WINDSHIELD | 437..440 |
| M5 | PUMPE-WISCHER-FRONTSCHIEBE | PUMP-WIPER-WINDSHIELD | 436 |
| M6 | MOTOR-WISCHER-SCHENNERER-LINKS | MOTOR-WIPER-HEADLAMP LEFT | 449..451 |
| M7 | MOTOR-WISCHER-SCHENNERER-RECHTS | MOTOR-WIPER-HEADLAMP RIGHT | 453..455 |
| M22 | KOMPRESSOR-LADENHOEHENREGULIERUNG | COMPRESSOR-CAR LEVEL CONTROL | 466 |
| R13 | WASCHROUSE-HEIZBAR, LINKS | WASHERNOZZLE-HEATED, LEFT | 443 |
| R14 | WASCHROUSE-HEIZBAR, RECHTS | WASHERNOZZLE-HEATED, RIGHT | 444 |
| S5 | SIGNALSCHALTER ZSB | TURN SIGNAL SWITCH ASM | 447 |
| S5-5 | SCHALTER-SIGNALHORN | SWITCH-SIGNALHORN | 457 |
| S7 | SCHALTER-RUECKFAHRSCHENNERER | SWITCH-BACK UP LAMP | 459 |
| S9 | SCHALTER-ZSB-WISCHERANLAGE | SWITCH ASM-WIPER UNIT | 436..440 |
| S9-2 | SCHALTER-WISCHER-FRONTSCHIEBE, INTERVALL | SWITCH-WIPER-WINDSHIELD, INTERVAL | 436..440 |
| Y4 | SOLENOID-VENTIL-WISCHER-SCHENNERER | SOLENOID VALVE-WASHER-HEADLAMP'S | 447 |
| Y9 | SOLENOID-VENTIL-HOEHENREGULIERUNG | SOLENOID VALVE-CAR LEVEL CONTROL | 467 |
| X6 | ARMATURENFELD 4 KAROSSERIE 51P | INSTRUMENT PANEL 4 BODY 51P | 449..451..452..456..460 |
| X26 | KAROSSERIE 4 DECKEL-HEBER 3P | BODY 4 LID-LIFT 3P | 459 |
| X27 | KAROSSERIE 4 WAGENHOEHENREGULIERUNG 3P | BODY 4 CAR LEVEL CONTROL 3P | 461..465..466 |
| X40 | KAROSSERIE 4 GETRIEBE 8P | BODY 4 TRANSMISSION 8P | 459 |

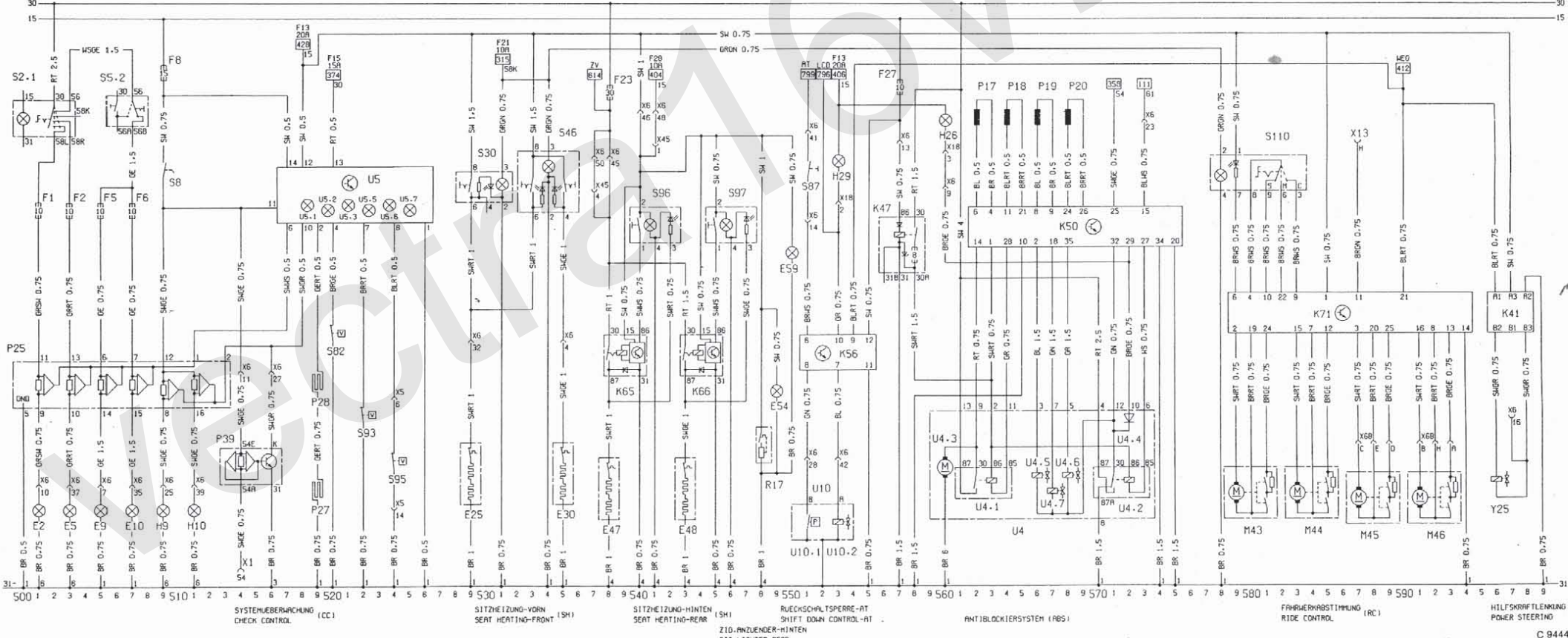
| | | | |
|-------|--|---|----------|
| E38 | LEUCHE-BORDBRECHNER | LAMP-BOARD COMPUTER | 471 |
| F25 | SICHERUNG (IN SICHERUNGSKASTEN) | FUSE (IN FUSE BOX) | 466 |
| M13 | MOTOR-SCHIEBEDACH | MOTOR-SUN ROOF | 485..488 |
| M39 | MOTOR-LEUCHTEITENREGULIERUNG-LINKS | MOTOR-HEADLAMP LEVELING-LEFT | 492..495 |
| M40 | MOTOR-LEUCHTEITENREGULIERUNG-RECHTS | MOTOR-HEADLAMP LEVELING-RIGHT | 496..499 |
| P13 | GEBER-AUSSENTEMPERATUR | SENSOR-OUTSIDE AIR TEMPERATURE | 477 |
| S35 | MIKROSCHALTER-STEUERGEHAEUSE, SCHIEBEDACH | MICRO SWITCH-TIMING HOUSE, SUN ROOF | 485 |
| S36 | MIKROSCHALTER-STEUERGEHAEUSE, SCHIEBEDACH | MICRO SWITCH-TIMING HOUSE, SUN ROOF | 487 |
| S57 | SCHALTER-SCHIEBEDACH, OEFFNEN, SCHLIESSEN, HERABSENKEN | SWITCH-SUN ROOF, OPEN, CLOSE, TILT, CLOSE | 484..488 |
| S63 | SCHALTER-ZSB-BORDBRECHNER | SWITCH ASM-BOARD COMPUTER | 475 |
| S63-1 | SCHALTER-FUNKTIONSLUESCHUNG | SWITCH-FUNCTION RESET | 475 |
| S63-2 | SCHALTER-LHR, STUNDENKORREKTUR | SWITCH-CLOCK-HOURS ADJUSTMENT | 477 |
| S63-3 | SCHALTER-FUNKTIONSAH | SWITCH-FUNCTION SELECT | 477 |
| S63-5 | SCHALTER-LHR, MINUTENKORREKTUR | SWITCH-ILLUMINATION | 478 |
| S98 | SCHALTER-LEUCHTEITENREGULIERUNG | SWITCH-HEADLAMP LEVELING | 491..493 |
| U2 | BORDBRECHNER | BOARD COMPUTER | 470..481 |
| X6 | ARMATURENFELD 4 KAROSSERIE 51P | INSTRUMENT PANEL 4 BODY 51P | 466 |
| X6A | ARMATURENFELD 4 KAROSSERIE 5P (BR) | INSTRUMENT PANEL 4 BODY 5P (BR) | 474..478 |
| X13 | DIAGNOSE 10P | DIAGNOSTIC LINK 10P | 479..481 |



| | | | |
|----------------|---|--|---------------------|
| E2 | SCHLUSSLICHT-LINKS | TAIL LAMP-LEFT | 501 |
| E5 | SCHLUSSLICHT-RECHTS | TAIL LAMP-RIGHT | 503 |
| E9 | ABBLENDLICHT-LINKS | LOW BEAM-LEFT | 505 |
| E10 | ABBLENDLICHT-RECHTS | LOW BEAM-RIGHT | 507 |
| E25 | HEIZWÄTTE-VORDERSTZ-LINKS | HEATING MAT-FRONT SEAT-LEFT | 529 |
| E30 | HEIZWÄTTE-VORDERSTZ-RECHTS | HEATING MAT-FRONT SEAT-RIGHT | 535 |
| F1,F2,F5,F6,F8 | SICHERUNG (IM SICHERUNGSKASTEN) | FUSE (IN FUSE BOX) | 501,503,505,507,509 |
| H9 | BREMSLICHT-LINKS | STOP LAMP-LEFT | 509 |
| H10 | BREMSLICHT-RECHTS | STOP LAMP-RIGHT | 511 |
| P25 | DEBER-DUEHLAMPENKONTROLLE | SENSOR-BULB TEST | 500...513 |
| P27 | DEBER-BREMSBELAG,VORN LINKS | SENSOR-BRAKE LINING-FRONT LEFT | 519 |
| P28 | DEBER-BREMSBELAG,VORN RECHTS | SENSOR-BRAKE LINING-FRONT RIGHT | 519 |
| P39 | DEBER-DUEHLAMPENKONTROLLE,ANHÄNGER | SENSOR-BULB TEST,TRAILER | 514...516 |
| S2 | SCHALTER ZSB-LICHT | SWITCH ASH-LIGHT | 502 |
| S2.1 | SCHALTER-LICHT | SWITCH-LIGHT | 502 |
| S5.1 | SIGNALSCHALTER ZSB | TURN SIGNAL SWITCH ASH | 502,503 |
| S5.2 | SCHALTER-ABBLENDLICHT | SWITCH-LOW BEAM | 507 |
| S8 | SCHALTER-BREMSLICHT | SWITCH-STOP LAMP | 509 |
| S30 | SCHALTER-HEIZWÄTTE,VORDERSTZ-LINKS | SWITCH-HEATING MAT-FRONT SEAT-LEFT | 529...531 |
| S46 | SCHALTER-HEIZWÄTTE,VORDERSTZ-RECHTS | SWITCH-HEATING MATS-FRONT SEATS | 533...535 |
| S92 | KONTROLLSCHALTER-REINIGUNGSFLUESSIGKEIT | CONTROL SWITCH-WASHER FLUID | 520 |
| S93 | KONTROLLSCHALTER-KUEHLMITTEL | CONTROL SWITCH-COOLING AGENT | 522 |
| S95 | KONTROLLSCHALTER-RESTHEINDE,MOTOROEL | CONTROL SWITCH-MINIMUM CAPACITY,ENGINE OIL | 524 |
| U5 | ANZEIGEBERREIT ZSB-SYSTEMUEBERWACHUNG | DISPLAY ASH-CHECK CONTROL | 517...526 |
| U5.1 | KONTROLLEUCHE-SCHLUSSLICHT & ABBLENDLICHT | TELLTALE-TAIL LIGHT & LOW BEAM | 518 |
| U5.2 | KONTROLLEUCHE-BREMSLICHT | TELLTALE-STOP LIGHT | 519 |
| U5.3 | KONTROLLEUCHE-RESTHEINDE,OEL | TELLTALE-MINIMUM CAPACITY,OIL | 521 |
| U5.5 | KONTROLLEUCHE-BREMSBELAG,VORN | TELLTALE-BRAKE LINING-FRONT | 522 |
| U5.6 | KONTROLLEUCHE-RESTHEINDE,REINIGUNGSFLUESSIGKEIT | TELLTALE-MINIMUM CAPACITY,WASHER FLUID | 524 |
| U5.7 | KONTROLLEUCHE-RESTHEINDE,KUEHLFLUESSIGKEIT | TELLTALE-MINIMUM CAPACITY,COOLING FLUID | 525 |
| X1 | STECKDOSE-ANHÄNGER | SOCKET-TRAILER | 514 |
| X5 | ARMATURENTAFEL & MOTOR 14P | INSTRUMENT PANEL & ENGINE 14P | 524 |
| X6 | ARMATURENTAFEL & KAROSSERIE 51P | INSTRUMENT PANEL & BODY 51P | 501...516,529,535 |

| | | | |
|---------|---|---|-----------|
| E47 | HEIZWÄTTE-RUECKSTZ-LINKS | HEATING MAT-REAR SEAT-LEFT | 538 |
| E48 | HEIZWÄTTE-RUECKSTZ-RECHTS | HEATING MAT-REAR SEAT-RIGHT | 543 |
| E54 | LEUCHE-ZIGARETTENANZUEHDER,HINTEN | LAMP-CIGARETTE LIGHTER,REAR | 548 |
| E59 | LEUCHE-DUESE-HEIZUNG,HINTEN | LAMP-NOZZLE-HEATING,REAR | 550 |
| F23,F27 | SICHERUNG (IM SICHERUNGSKASTEN) | FUSE (IN FUSE BOX) | 538,557 |
| H26 | KONTROLLEUCHE-ABS | TELLTALE-ABS | 560 |
| H29 | KONTROLLEUCHE-4 GRANG AUTOMATIK | TELLTALE-4 SPEED AUTOMATIC | 553 |
| K47 | RELAYS-UEBERSpannungSSCHUTZ | RELAY-OVER VOLTAGE PROTECTION | 557,558 |
| K50 | STEUERGERÄT-ABS | TIMING CONTROL-ABS | 562...575 |
| K58 | STEUERGERÄT-RUECKSCHALTSPERRE | CONTROL UNIT-SHIFT DOWN CONTROL | 551...555 |
| K65 | RELAYS-HEIZWÄTTE-RUECKSTZ-LINKS | RELAY-HEATING MAT,REAR SEAT-LEFT | 538...540 |
| K66 | RELAYS-HEIZWÄTTE-RUECKSTZ-RECHTS | RELAY-HEATING MAT,REAR SEAT-RIGHT | 543...545 |
| P17 | DEBER-DREHZHVL,VORN LINKS | SENSOR-REVOLUTION,FRONT LEFT | 562 |
| P18 | DEBER-DREHZHVL,VORN RECHTS | SENSOR-REVOLUTION,FRONT RIGHT | 564 |
| P19 | DEBER-DREHZHVL,HINTEN LINKS | SENSOR-REVOLUTION,REAR LEFT | 566 |
| P20 | DEBER-DREHZHVL,HINTEN RECHTS | SENSOR-REVOLUTION,REAR RIGHT | 568 |
| R17 | ZIGARETTENANZUEHDER-HINTEN | CIGARETTE LIGHTER-REAR | 548 |
| S87 | SCHALTER-4 GRANG AUTOMATIK | SWITCH-4 SPEED AUTOMATIC | 551 |
| S96 | SCHALTER-HEIZWÄTTE,RUECKSTZ-LINKS | SWITCH-HEATING MAT,REAR SEAT-LEFT | 540...542 |
| S97 | SCHALTER-HEIZWÄTTE,RUECKSTZ-RECHTS | SWITCH-HEATING MAT,REAR SEAT-RIGHT | 545...547 |
| U4 | HYDROREGREAT ZSB-ABS | HYDROREGREAT ASH-ABS | 560...573 |
| U4.1 | RELAYS-PUMPE,ABS | RELAY-PUMP,ABS | 561...564 |
| U4.3 | PUMPE-HYDROREGREAT,ABS | PUMP-HYDROREGREAT,ABS | 560 |
| U4.5 | SOLENOID-ABS,VORN LINKS | SOLENOID-ABS,FRONT LEFT | 566 |
| U4.6 | SOLENOID-ABS,VORN RECHTS | SOLENOID-ABS,FRONT RIGHT | 568 |
| U4.7 | SOLENOID-ABS,HINTERACHSE | SOLENOID-ABS,REAR AXLE | 567 |
| U10 | GETRIEBE ZSB-AUTOMATIK,4 GRANG | TRANSMISSION ASH-AUTOMATIC,4 SPEED | 551...553 |
| U10.1 | DRUCKSCHALTER-AT,4 GRANG | PRESSURE SWITCH-AT,4 SPEED | 553 |
| U10.2 | SOLENOID-VENTIL-AT,4 GRANG | SOLENOID VALVE-AT,4 SPEED | 553 |
| X6 | ARMATURENTAFEL & KAROSSERIE/TUER 51P | INSTRUMENT PANEL & BODY/DOOR 51P | 537...557 |
| X8 | ARMATURENTAFEL & FAHRERABSTIMMUNG,HINTEN 8P | INSTRUMENT PANEL & RIDE CONTROL,REAR 8P | 557,560 |
| X18 | INSTRUMENT 16P | INSTRUMENT 16P | 553,560 |
| X45 | TUER & KONSOLLE 5P | DOOR & CONSOLE 5P | 537,541 |

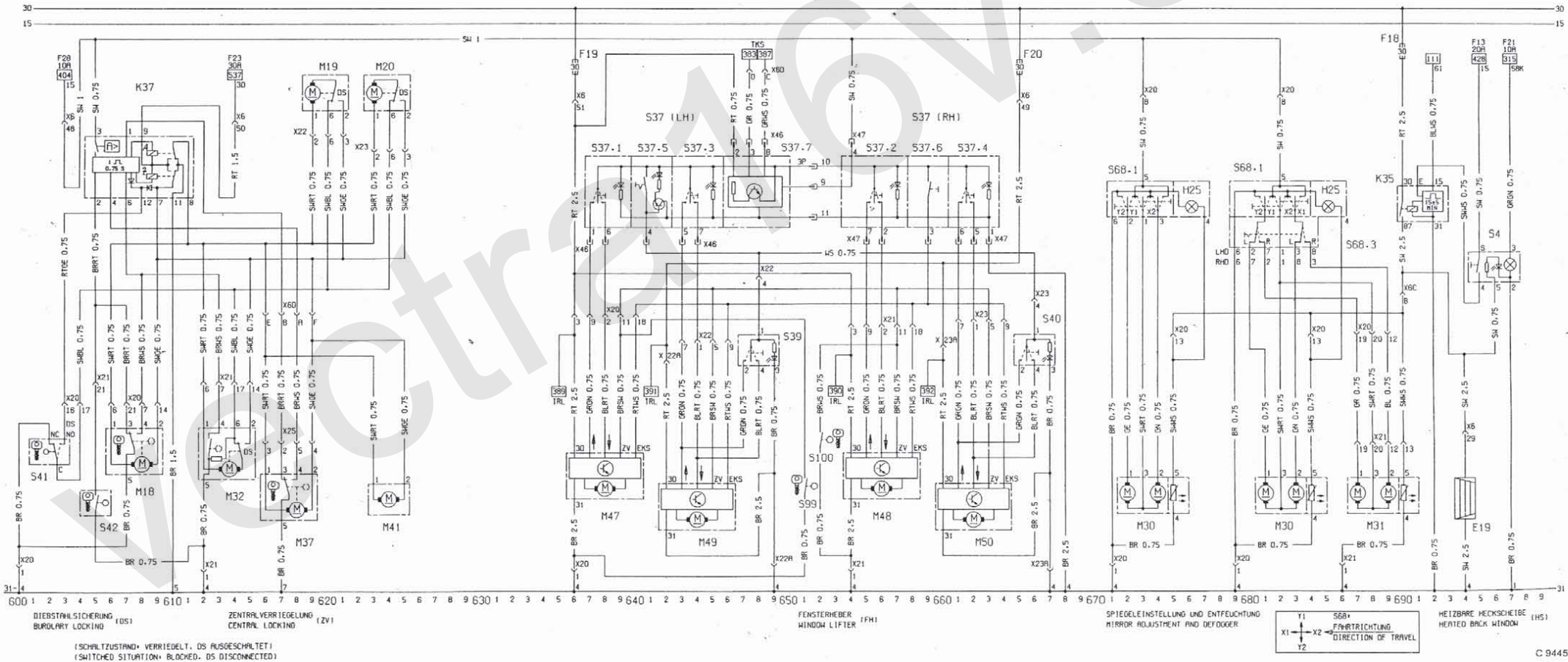
| | | | |
|------|---|---|-----------|
| K41 | STEUERGERÄT-HILFSKRAFTLENKUNG | CONTROL UNIT-POWER STEERING | 596...598 |
| K71 | STEUERGERÄT-FAHRERABSTIMMUNG | CONTROL UNIT-RIDE CONTROL | 579...594 |
| M43 | STELLMOTOR-STOSSDÄMPFER,VORN LINKS | ACTUATOR-RIDE CONTROL,FRONT LEFT | 579...581 |
| M44 | STELLMOTOR-STOSSDÄMPFER,VORN RECHTS | ACTUATOR-RIDE CONTROL,FRONT RIGHT | 583...585 |
| M45 | STELLMOTOR-STOSSDÄMPFER,HINTEN LINKS | ACTUATOR-RIDE CONTROL,REAR LEFT | 587...589 |
| M46 | STELLMOTOR-STOSSDÄMPFER,HINTEN RECHTS | ACTUATOR-RIDE CONTROL,REAR RIGHT | 591...593 |
| U4 | HYDROREGREAT ZSB-ABS | HYDROREGREAT ASH-ABS | 560...573 |
| U4.2 | RELAYS-MAGNETVENTIL,ABS | RELAY-SOLENOID VALVES,ABS | 570...573 |
| U4.4 | DIODE-HYDROREGREAT,ABS | DIODE-HYDROREGREAT,ABS | 572 |
| S110 | SCHALTER-FAHRERABSTIMMUNG | SWITCH-RIDE CONTROL | 578...583 |
| Y25 | MAGNETVENTIL-HILFSKRAFTLENKUNG | SOLENOID VALVE-POWER STEERING | 596 |
| X6 | ARMATURENTAFEL & KAROSSERIE 51P | INSTRUMENT PANEL & BODY 51P | 573,597 |
| X8 | ARMATURENTAFEL & FAHRERABSTIMMUNG,HINTEN 8P | INSTRUMENT PANEL & RIDE CONTROL,REAR 8P | 587...593 |
| X13 | DIAGNOSE 10P | DIAGNOSTIC LINK 10P | 587 |



| | | | |
|-----|---|--|--------------|
| K37 | STEUERGERÄT-ZENTRALVERRIEGELUNG | CONTROL UNIT-CENTRAL LOCKING | 606..011 |
| M18 | MOTOR-ZENTRALVERRIEGELUNG-FAHRTUER | MOTOR-CENTRAL LOCKING,DRIVER DOOR | 606..609 |
| M19 | MOTOR-ZENTRALVERRIEGELUNG-TUER HINTEN LINKS | MOTOR-CENTRAL LOCKING,DOOR REAR LEFT | 619..621 |
| M20 | MOTOR-ZENTRALVERRIEGELUNG-TUER HINTEN RECHTS | MOTOR-CENTRAL LOCKING,DOOR REAR RIGHT | 623..625 |
| M32 | MOTOR-ZENTRALVERRIEGELUNG-BEIFAHRTUER | MOTOR-CENTRAL LOCKING,COODRIVER DOOR | 612..615 |
| M37 | MOTOR-ZENTRALVERRIEGELUNG-DECKEL,HECKRAUM | MOTOR-CENTRAL LOCKING,LID-TRUNK | 616..619 |
| M41 | MOTOR-ZENTRALVERRIEGELUNG-KLAPPE, KRAFTSTOFFEINFUELLUNG | MOTOR-CENTRAL LOCKING,DOOR,FUEL FILLER | 623..625 |
| S41 | SCHALTER-DIEBSTAHLSICHERUNG,FAHRTUER | SWITCH-BURGLARY LOCKING,DRIVER DOOR | 602..604 |
| S42 | SCHALTER-ZENTRALVERRIEGELUNG,BEIFAHRTUER | SWITCH-CENTRAL LOCKING,COODRIVER DOOR | 605 |
| X6 | ARMATURENTAFEL & KAROSSERIE S1P | INSTRUMENT PANEL & BODY S1P | 603..614 |
| X6D | KAROSSERIE & TUER 6P (ZV) | BODY & DOOR 6P (ZV) | 616..619 |
| X20 | TUER & TUER-FAHNER 21P | DOOR & DOOR-DRIVER 21P | 600,603..609 |
| X21 | TUER & TUER-BEIFAHNER 21P | DOOR & DOOR-COORIVER 21P | 605,612..615 |
| X22 | TUER & TUER-HINTEN LINKS 9P | DOOR & DOOR-REAR LEFT 9P | 619..621 |
| X23 | TUER & TUER-HINTEN RECHTS 9P | DOOR & DOOR-REAR RIGHT 9P | 623..625 |
| X25 | KAROSSERIE & DECKEL,HECKRAUM 4P | BODY & LID-TRUNK 4P | 616..619 |

| | | | |
|---------|--|--|--------------|
| F19.F20 | SICHERUNG (11H SICHERUNGSKASTEN) | FUSE (11H FUSE BOX) | 636..665 |
| M47 | MOTOR-FENSTERHEBER,VORN LINKS | MOTOR-WINDOW LIFTER,FRONT LEFT | 636..640 |
| M48 | MOTOR-FENSTERHEBER,VORN RECHTS | MOTOR-WINDOW LIFTER,FRONT RIGHT | 654..658 |
| M49 | MOTOR-FENSTERHEBER,HINTEN LINKS | MOTOR-WINDOW LIFTER,REAR LEFT | 642..646 |
| M50 | MOTOR-FENSTERHEBER,HINTEN RECHTS | MOTOR-WINDOW LIFTER,REAR RIGHT | 680..684 |
| S37 | SCHALTER ZSB-FENSTERHEBER | SWITCH ASH-WINDOW LIFTER | 637..663 |
| S37.1 | SCHALTER-FENSTERHEBER-LINKS | SWITCH-WINDOW LIFTER,LEFT | 637..639 |
| S37.2 | SCHALTER-FENSTERHEBER-RECHTS | SWITCH-WINDOW LIFTER,RIGHT | 655..657 |
| S37.3 | SCHALTER-FENSTERHEBER,HINTEN LINKS | SWITCH-WINDOW LIFTER,REAR LEFT | 643..645 |
| S37.4 | SCHALTER-FENSTERHEBER,HINTEN RECHTS | SWITCH-WINDOW LIFTER,REAR RIGHT | 661..663 |
| S37.5 | SICHERHEITSSCHALTER | SAFETY SWITCH | 641 |
| S37.6 | SCHALTER-EINKLEMMSCHUTZ AUS (EKS) | SWITCH-FNTL,AM OFF (EKS) | 659 |
| S37.7 | STEUERUNG-FENSTERHEBERAUTOMATIK | CONTROL-WINDOW LIFTER AUTOMATIC | 646..649 |
| S39 | SCHALTER-FENSTERHEBER,TUER,HINTEN LINKS | SWITCH-WINDOW LIFTER,DOOR,REAR LEFT | 647..649 |
| S40 | SCHALTER-FENSTERHEBER,TUER,HINTEN RECHTS | SWITCH-WINDOW LIFTER,DOOR,REAR RIGHT | 655..657 |
| S99 | SCHALTER-FENSTERHEBER,BEIFAHRTUER,ZV | SWITCH-WINDOW LIFTER,DRIVER DOOR,ZV | 651 |
| S100 | SCHALTER-FENSTERHEBER,BEIFAHRTUER,ZV | SWITCH-WINDOW LIFTER,COODRIVER DOOR,ZV | 652 |
| X8 | ARMATURENTAFEL & KAROSSERIE S1P | INSTRUMENT PANEL & BODY S1P | 636..665 |
| X6D | KAROSSERIE & TUER 6P (ZV) | BODY & DOOR 6P (ZV) | 647,648 |
| X20 | TUER & TUER-FAHNER 21P | DOOR & DOOR-DRIVER 21P | 636..640 |
| X21 | TUER & TUER-BEIFAHNER 21P | DOOR & DOOR-COORIVER 21P | 654..658 |
| X22 | TUER & TUER-HINTEN LINKS 9P | DOOR & DOOR-REAR LEFT 9P | 643..646,648 |
| X23A | TUER & TUER-HINTEN LINKS 2P | DOOR & DOOR-REAR LEFT 2P | 642,649 |
| X23 | TUER & TUER-HINTEN RECHTS 9P | DOOR & DOOR-REAR RIGHT 9P | 661..664,666 |
| X23A | TUER & TUER-HINTEN RECHTS 2P | DOOR & DOOR-REAR RIGHT 2P | 660,667 |
| X46 | TUER & TUER-HINTEN RECHTS 9P (FH) | DOOR & CONSOLE 8P (FH) | 637..649 |
| X47 | TUER & TUER-HINTEN RECHTS 9P (FH) | DOOR & CONSOLE 7P (FH) | 654..663 |

| | | | |
|-------|---|---|-------------------|
| E19 | HECKSCHEIBE-HEIZBAR | BACK WINDOW-HEATED | 694 |
| F18 | SICHERUNG (11H SICHERUNGSKASTEN) | FUSE (11H FUSE BOX) | 690 |
| H25 | KONTROLLEUCHE-SPIEGELHEIZUNG | TELLTALE-MIRROR HEATING | 676,685 |
| K35 | ZEITRELAIS-HECKSCHEIBE & AUSSENSPIEGEL | RELAY-TIME DELAY,BACK WINDOW & OUTSIDE MIRROR | 690..692 |
| M30 | AUSSENSPIEGEL-EINSTELLBAR & HEIZBAR, LINKS | OUTSIDE MIRROR-ADJUSTMENT & HEATED,LEFT | 672..675 681..684 |
| M31 | AUSSENSPIEGEL-EINSTELLBAR & HEIZBAR, RECHTS | OUTSIDE MIRROR-ADJUSTMENT & HEATED,RIGHT | 687..690 |
| S4 | SCHALTER-HECKSCHEIBE-HEIZBAR | SWITCH-BACK WINDOW,HEATED | 695..697 |
| S68 | SCHALTER ZSB-AUSSENSPIEGEL | SWITCH ASH-OUTSIDE MIRROR | |
| S68.1 | SCHALTER-AUSSENSPIEGELEINSTELLUNG | SWITCH-OUTSIDE MIRROR ADJUSTMENT | 671..674 679..683 |
| S68.3 | SCHALTER-AUSSENSPIEGEL, LINKS/RECHTS | SWITCH-OUTSIDE MIRROR,LEFT/RIGHT | 680..684 |
| X6 | ARMATURENTAFEL & KAROSSERIE S1P | INSTRUMENT PANEL & BODY S1P | 694 |
| X6C | ARMATURENTAFEL & TUER 2P | INSTRUMENT PANEL & DOOR 2P | 690 |
| X20 | TUER & TUER-FAHNER 21P | DOOR & DOOR-DRIVER 21P | 671..689 |
| X21 | TUER & TUER-BEIFAHNER 21P | DOOR & DOOR-COORIVER 21P | 686..690 |



F12.F22 SICHERUNG (IM SICHERUNGSKASTEN)

| FUSE (IN FUSE BOX) | 702..728 |
|---|--|
| K6 RELAIS-KLIMANLAGE | 701..702 |
| K7 RELAIS-DEBLAISE, KLIMANLAGE | 702..703 |
| K51 RELAIS-DEBLAISE, KUEHLER, ZUSATZLICH | 726..727 |
| K67 RELAIS-DEBLAISE, KUEHLER | 729..730 |
| K60 RELAIS-KOMPRESSOR, KLIMANLAGE | 705..706 |
| M10 MOTOR-DEBLAISE, KLIMANLAGE | 709..712 |
| M11 MOTOR-DEBLAISE, KUEHLER, ZUSATZLICH | 727 |
| M35 MOTOR-DEBLAISE, KUEHLER, ZUSATZLICH | 732 |
| S27 SCHALTER-KOMPRESSOR, NIEDERDRUCK <215 KPa | SWITCH-KOMPRESSOR, LOW PRESSURE <215 KPa |
| S28 SCHALTER-KOMPRESSOR, HOCHDRUCK >2800 KPa | SWITCH-KOMPRESSOR, HIGH PRESSURE >2800 KPa |
| S29 SCHALTER-TEMPERATUR, KUEHLER, ZUSATZLICH (BLOWER) | SWITCH-TEMPERATURE, COOLING AGENT (BLOWER) |
| S76 SCHALTER-KOMPRESSOR, HOCHDRUCK (DEBLAISE) | SWITCH-KOMPRESSOR, HIGH PRESSURE (BLOWER) |

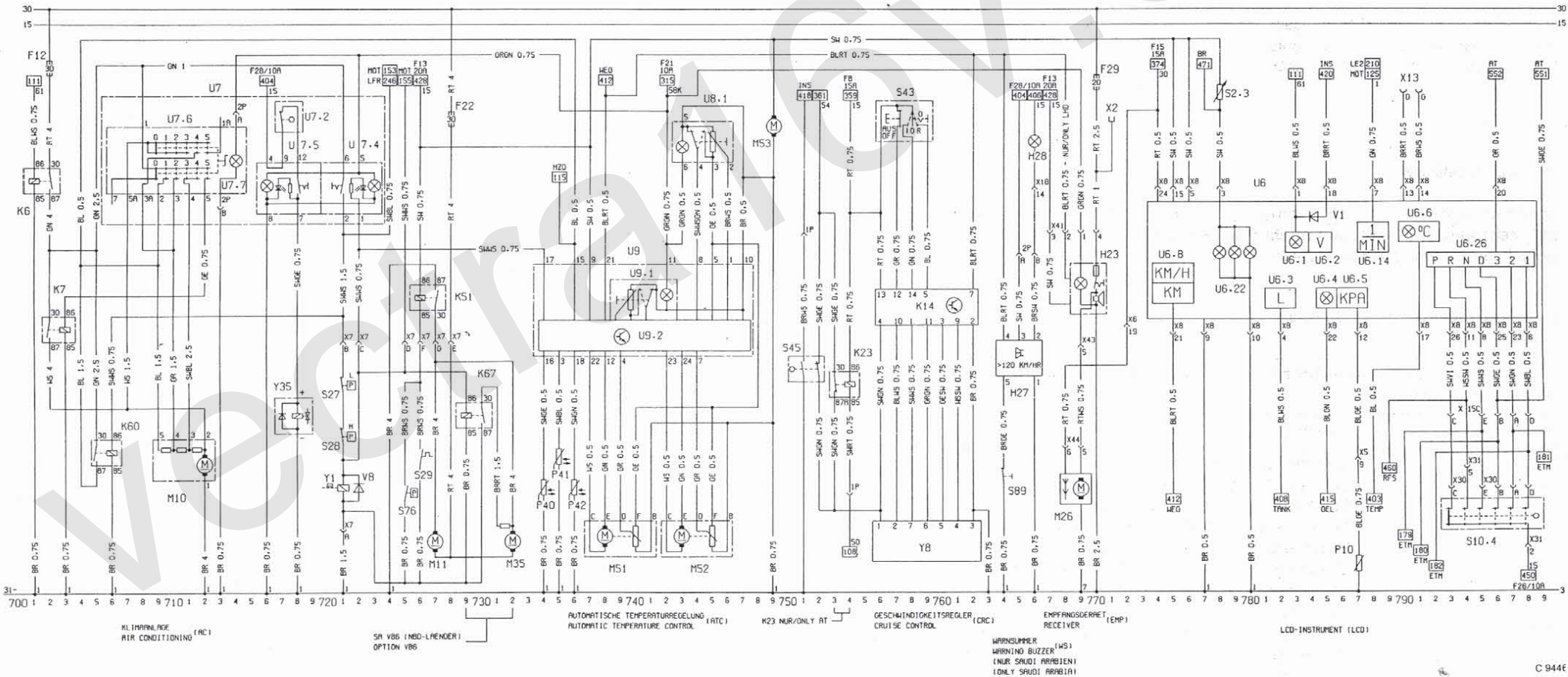
| | | |
|------------------------------------|--|----------|
| U7 BEDIENGERAET ZSB-KLIMANLAGE | ADJUSTMENT UNIT ASH-AIR CONDITIONING | 705..723 |
| U7.2 ENDSCHALTER-ENTFROSTERHEBEL | LIMIT SWITCH-DEFROSTER LEVER | 717..720 |
| U7.4 SCHALTER-KOMPRESSOR | SWITCH-KOMPRESSOR | 721..723 |
| U7.5 SCHALTER-UMLUFT | SWITCH-CIRCULATION | 716..718 |
| U7.8 SCHALTER-DEBLAISE, KLIMANLAGE | SWITCH-BLOWER, AIR CONDITIONING | 706..713 |
| U7.7 LEUCHE-SCHALTER, DEBLAISE | LAMP-SWITCH, BLOWER | 714 |
| V8 DIODE-KOMPRESSOR | DIODE-KOMPRESSOR | 722 |
| Y1 NUPPLUNG-KOMPRESSOR, KLIMANLAGE | CLUTCH-KOMPRESSOR, AIR CONDITIONING | 721 |
| Y35 VENTIL-UMLUFT | VALVE-CIRCULATION | 718 |
| X7 ARMATURENTAFEL 4 KLIMANLAGE 7P | INSTRUMENT PANEL 4 AIR CONDITIONING 7P | 721..728 |

H27 WARNSUMMER-SICHERHEITSKONTROLLE

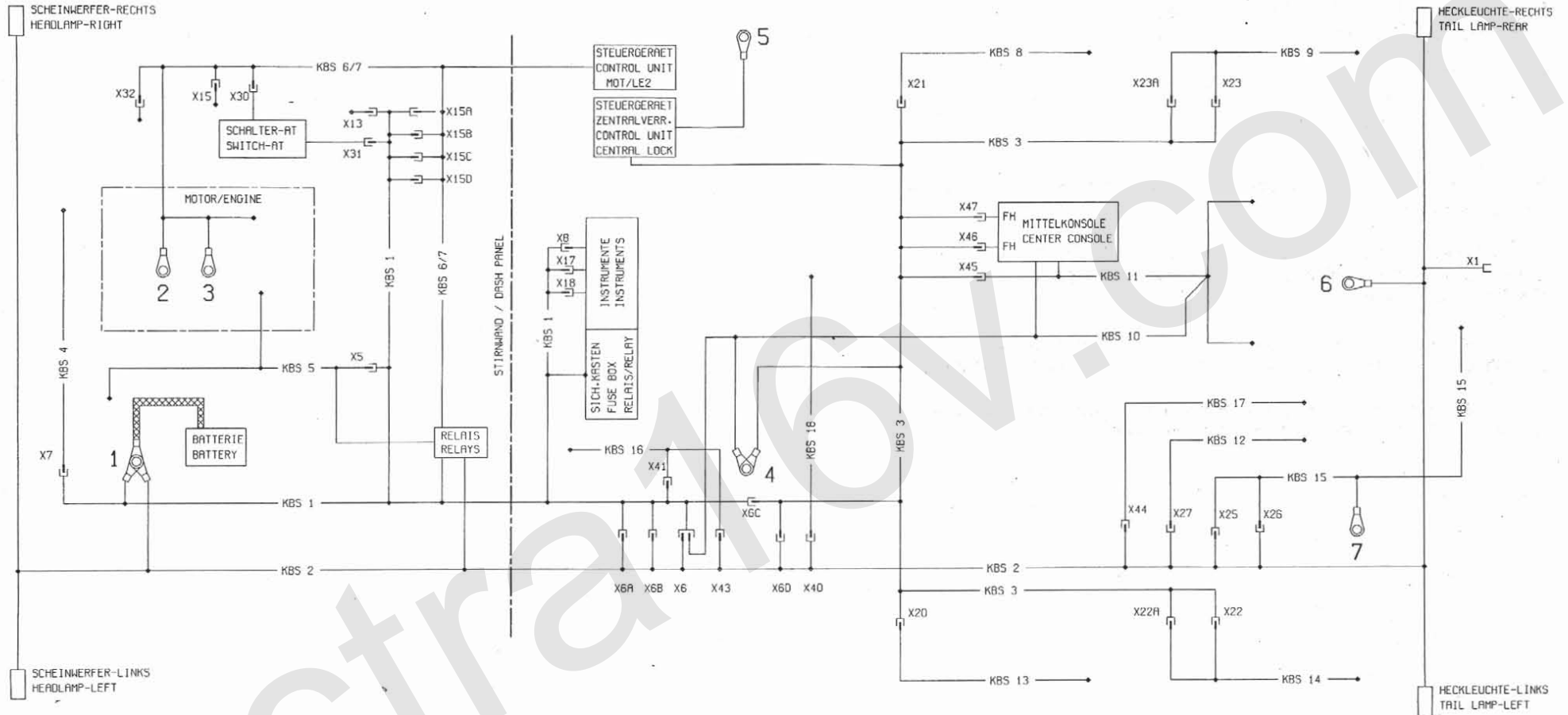
| | | |
|---|---|----------|
| H28 KONTROLLEUCHE-GURTWARNUNG | WARNING BUZZER-SAFETY CHECKING TELLTALE-SEAT BELT WARNING | 764..766 |
| K14 REGLER-GESCHWINDIGKEIT | CRUISE-CONTROL | 756..762 |
| K23 RELAIS-REGLER, GESCHWINDIGKEIT | RELAY-CRUISE CONTROL | 753..754 |
| M51 STELLMOTOR-LUFTKLAPPE, FAHRERSEITE | ACTUATOR-AIR FLAP, DRIVER SIDE | 737..741 |
| M52 STELLMOTOR-LUFTKLAPPE, BEIFAHRESEITE | ACTUATOR-AIR FLAP, CO-DRIVER SIDE | 742..746 |
| M53 DEBLAISE-DEBERN, INNENTEMPERATUR | BLOWER-SENSOR, INSIDE TEMPERATURE | 749 |
| P40 DEBERN-AUSSENTHEMTEMPERATUR | SENSOR-OUTSIDE AIR TEMPERATURE | 734 |
| P41 DEBERN-INNENTEMPERATUR, FAHRERSEITE | SENSOR-INSIDE TEMPERATURE, DRIVER SIDE | 735 |
| P42 DEBERN-INNENTEMPERATUR, BEIFAHRESEITE | SENSOR-INSIDE TEMPERATURE, CO-DRIVER SIDE | 736 |
| S43 SCHALTER-REGLER, GESCHWINDIGKEIT | SWITCH-CRUISE CONTROL | 756..759 |
| S45 SCHALTER-NUPPLUNG, REGLER GESCHWINDIGKEIT | SWITCH-CLUTCH, CRUISE CONTROL | 751..752 |
| S89 SCHALTER-SICHERHEITSDIURT | SWITCH-SEAT BELT | 764 |
| U8 REGLER-TEMPERATUR (FAHRER) | CONTROL-TEMPERATURE (DRIVER) | |
| UB.1 POTENTIOMETER-TEMPERATUR (FAHRER) | CONTROL-TEMPERATURE (DRIVER) | 743..746 |
| U9 REGLER-TEMPERATUR (BEIFAHRESEITE) | CONTROL-TEMPERATURE (CO-DRIVER) | |
| UB.1 POTENTIOMETER-REGLER, TEMPERATUR | POTENTIOMETER-CONTROL-TEMPERATURE | 734..747 |
| UB.2 STEUERGERAET-ELEKTRONISCH | CONTROL-ELECTRONIC | 734..747 |
| Y8 STELLMOTOR-REGLER, GESCHWINDIGKEIT | ACTUATOR-CRUISE CONTROL | 758..762 |
| X18 INSTRUMENT 16P | INSTRUMENT 16P | 768 |

F29 SICHERUNG (IM SICHERUNGSKASTEN)

| FUSE (IN FUSE BOX) | 770 | |
|--|---|----------|
| H23 EMPFANGSGERAT-ANTENNE, AUTOMATISCH | RECEIVER-ANTENNA, AUTOMATIC | 769..770 |
| M26 MOTOR-ANTENNE, AUTOMATIK | MOTOR-ANTENNA, AUTOMATIC | 768..769 |
| P10 DEBERN-DELDRUCK | SENSOR-OIL PRESSURE | 787 |
| S2 SCHALTER ASH-LICHT | SWITCH ASH-LIGHT | |
| S2.3 POTENTIOMETER-INSTRUMENTBELEUCHTUNG (POT) | DIMMER-INSTRUMENT LIGHTS (POT) | 778 |
| S10 SCHALTER ZSB-AUTOMATIKTRIEBE | SWITCH ASH-AUTOMATIC TRANSMISSION | |
| S10.4 SCHALTER-WAERHEBELPOSITION, AT | SWITCH-SELECTOR LEVER POSITION, AT | 793..798 |
| U6 LCD-INSTRUMENT ZSB | LCD-INSTRUMENT ASH | 774..798 |
| UB.1 LADENKONTROLLEUCHE | CHARGING INDICATOR LIGHT | 782 |
| UB.2 VOLTMETER | VOLTMETER | 783..785 |
| UB.3 KRAFTSTOFFANZEIGE | FUEL INDICATOR | 782 |
| UB.4 KONTROLLEUCHE-DELDRUCK | TELLTALE-OIL PRESSURE | 785 |
| UB.5 DELDRUCKMESSER | GUAGE-OIL PRESSURE | 787 |
| UB.6 TEMPERATURANZEIGE-KUEHLMITTEL | TEMPERATURE INDICATOR-COOLING AGENT | 791 |
| UB.8 TACHOMETER | SPEEDOMETER | 775 |
| UB.14 DREHZAHLMESSER | TACHOMETER | 788 |
| UB.22 LEUCHTEN-DISPLAY | LIGHTS-DISPLAY | 777..778 |
| UB.26 ANZEIGE-WAERHEBELPOSITION, AT | DISPLAY-SELECTOR LEVER POSITION, AT | 792..798 |
| V1 DIODE-PRUEFUNG, GLEHLAMPE, BREMSFLUOSSIGKEIT | DIODE-TEST, BULB, BRAKE FLUID | 784 |
| X2 STECKER-ZUSATZVERBRAUCHER | CONNECTOR-AUXILIARY USER | 771 |
| X5 ARMATURENTAFEL 4 MOTOR 14P | INSTRUMENT PANEL 4 ENGINE 14P | 767 |
| X6 ARMATURENTAFEL 4 KAROSSERIE 51P | INSTRUMENT PANEL 4 BODY 51P | 772 |
| X8 LCD-INSTRUMENT 28P | LCD-INSTRUMENT 28P | 774..778 |
| X13 DIAGNOSE LINK 10P | DIAGNOSTIC LINK 10P | 790..791 |
| X15C ARMATURENTAFEL 4 MOTORIC/ELECTRONIC 5P (AT) | INSTRUMENT PANEL 4 MOTORIC/ELECTRONIC 5P (AT) | 793..798 |
| X30 MOTORIC/ELECTRONIC 4 SCHALTER-AT 5P | MOTORIC/ELECTRONIC 4 SWITCH-AT 5P | 793..798 |
| X31 ARMATURENTAFEL 4 SCHALTER-AT 5P | INSTRUMENT PANEL 4 SWITCH-AT 5P | 794..798 |
| X41 ARMATURENTAFEL 4 EMPFANGSGERAT 4P | INSTRUMENT PANEL 4 RECEIVER 4P | 767..770 |
| X43 KAROSSERIE 4 EMPFANGSGERAT 6P | BODY 4 RECEIVER 6P | 769 |
| X44 KAROSSERIE 4 LAUTSPRECHER, HINTEN 6P | BODY 4 LOUDSPEAKER, REAR 6P | 768..769 |



KABELSATZSCHEMA / WIRING HARNESS DIAGRAM (SIMPLIFIED)

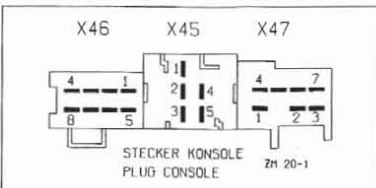
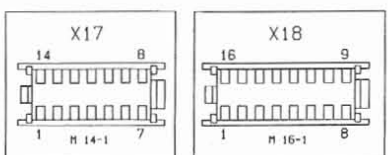
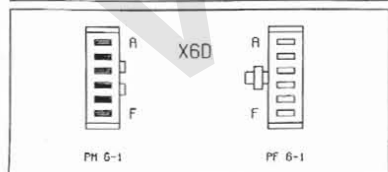
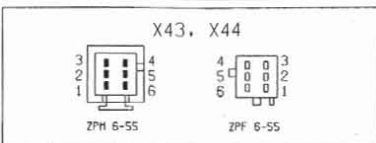
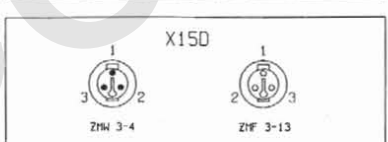
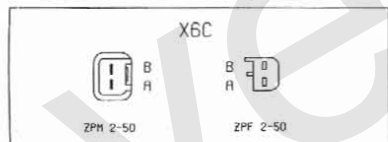
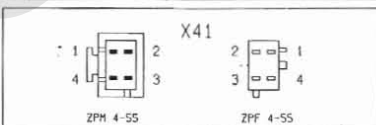
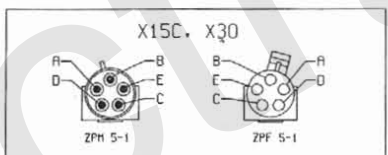
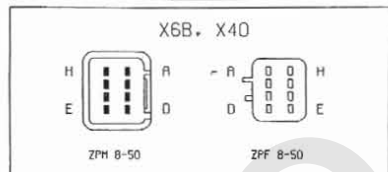
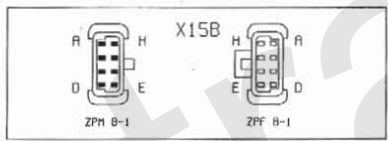
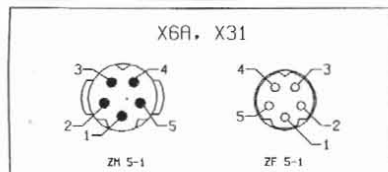
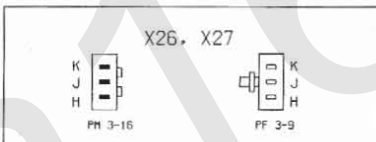
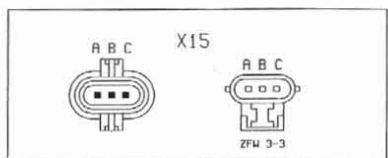
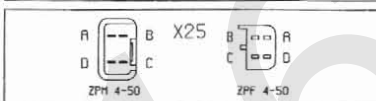

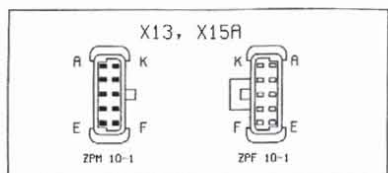
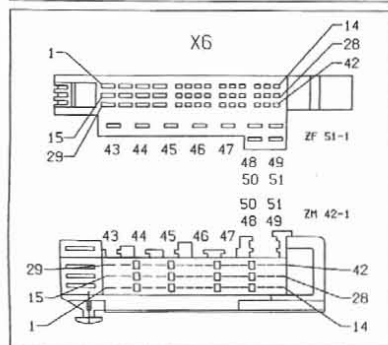
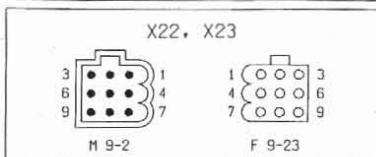
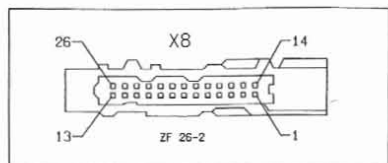
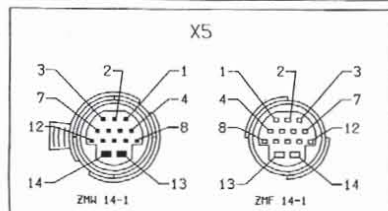
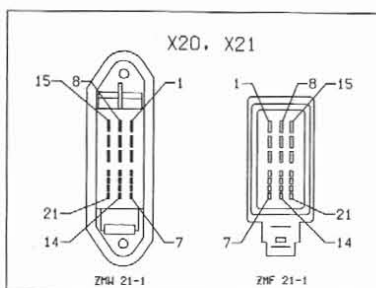
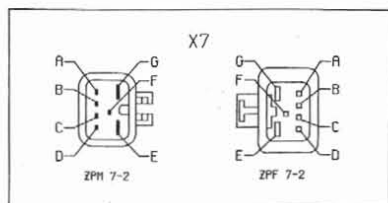
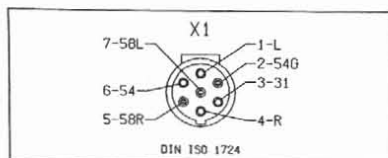


MASSEPUNKTE
GROUND POINTS

- | | |
|--|--|
| 1 = KAROSSERIE-VORN, LINKS BODY-FRONT, LEFT | 2 = MOTOR-EINLASSKUEHMER (LE2/MOT) ENGINE-INTAKE MANIFOLD (LE2/MOT) |
| 3 = MOTOR-EINLASSKUEHMER (MOT) ENGINE-INTAKE MANIFOLD (MOT) | 4 = SEITENTEIL-STIRNWAND, LINKS PANEL-SHROUD SIDE, LEFT |
| 5 = SEITENTEIL-STIRNWAND, RECHTS PANEL-SHROUD SIDE, RIGHT | 6 = KAROSSERIE-HINTEN, MITTE BODY-REAR, CENTER |
| 7 = KAROSSERIE-HINTEN, LINKS BODY-REAR, LEFT | |

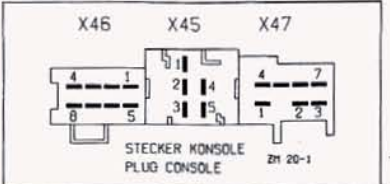
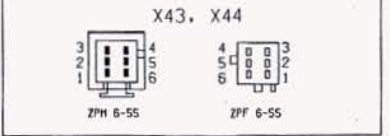
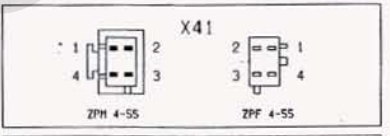
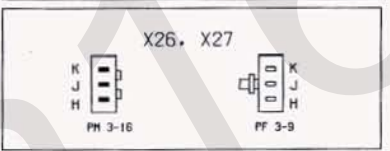
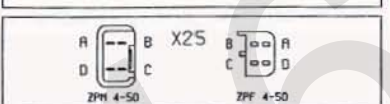

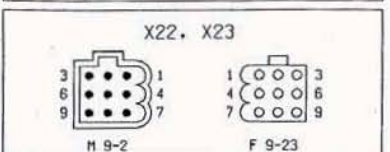
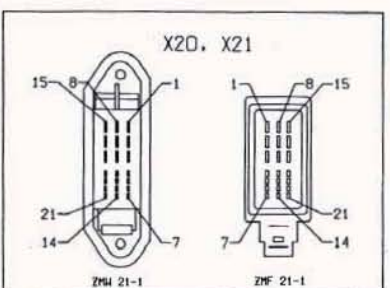
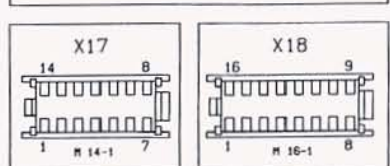
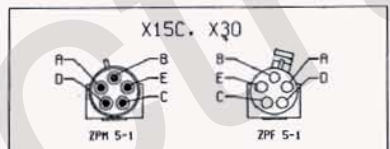
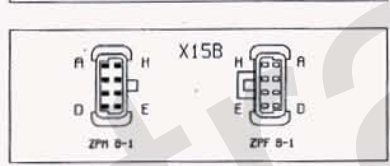
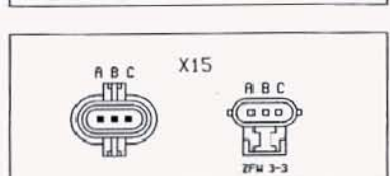
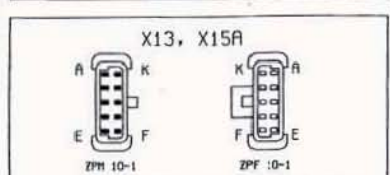
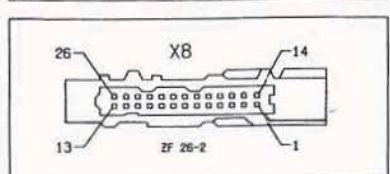
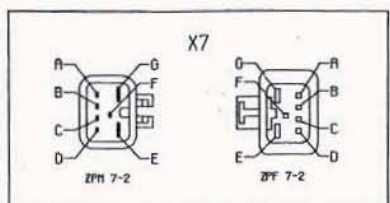
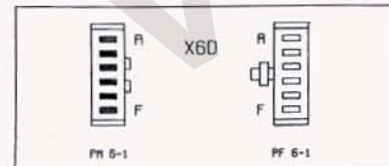
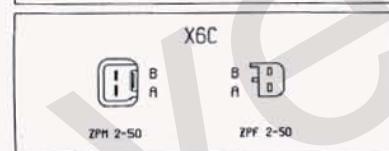
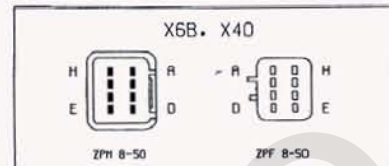
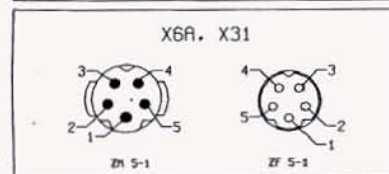
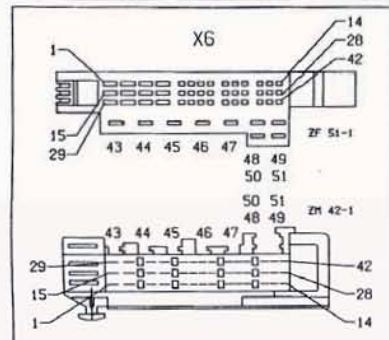
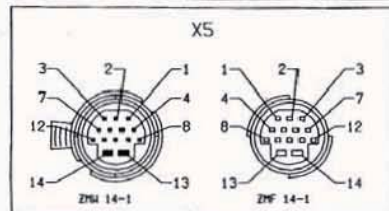
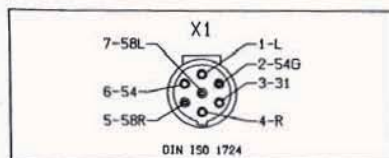
KABELSAETZE (KBS)
WIRING HARNESSES

- | | |
|---|---|
| KBS 1 = ARMATURENTAFEL INSTRUMENT PANEL | KBS 11 = KONSOLE (MIT FENSTERHEBER) CONSOLE (WITH WINDOW LIFTER) |
| KBS 2 = KAROSSERIE BODY | KBS 12 = WAGENHOEHENREGULIERUNG CAR LEVEL CONTROL |
| KBS 3 = TUEER DOOR | KBS 13 = FAHRERTUEER DRIVER DOOR |
| KBS 4 = KLIMAANLAGE AIR CONDITIONING | KBS 14 = TUEER-HINTEN, LINKS DOOR-REAR, LEFT |
| KBS 5 = MOTOR ENGINE | KBS 15 = DECKEL-HECKRAUM LID-TRUNK |
| KBS 6 = JETRONIC JETRONIC | KBS 16 = EMPFANGSGERAET RECEIVER |
| KBS 7 = MOTRONIC MOTRONIC | KBS 17 = LAUTSPRECHER-HINTEN LOUDSPEAKER-REAR |
| KBS 8 = BEIFAHRERTUEER CO-DRIVER DOOR | KBS 18 = GETRIEBE TRANSMISSION |
| KBS 9 = TUEER-HINTEN, RECHTS DOOR-REAR, RIGHT | |
| KBS 10 = KONSOLE (OHNE FENSTERHEBER) CONSOLE (WITHOUT WINDOW LIFTER) | |



STECKER UND STECKVERBINDUNGEN PLUGS AND PLUG-CONNECTIONS

| | | |
|------|--|--|
| X1 | STECKDOSE-ANHÄNGER 7P | SOCKET-TRAILER 7P |
| X5 | ARMATURENTAFEL & MOTOR 14P | INSTRUMENT PANEL & ENGINE 14P |
| X6 | ARMATURENTAFEL & KAROSSERIE 51P | INSTRUMENT PANEL & BODY 51P |
| X6A | ARMATURENTAFEL & KAROSSERIE 5P (BR) | INSTRUMENT PANEL & BODY 5P (BR) |
| X6B | ARMATURENTAFEL & FAHRW.ABST..HINTEN 8P | INSTRUMENT PANEL & RIDE CONTROL, REAR 8P |
| X6C | ARMATURENTAFEL & TÜR 2P | INSTRUMENT PANEL & DOOR 2P |
| X6D | KAROSSERIE & TÜR 6P (ZV) | BODY & DOOR 6P (ZV) |
| X7 | ARMATURENTAFEL & KLIMANLAGE 7P | INSTRUMENT PANEL & AIR CONDITIONING 7P |
| X8 | LCD-INSTRUMENT 26P | LCD INSTRUMENT 26P |
| X13 | DIAGNOSE 10P | DIAGNOSTIC LINK 10P |
| X15 | OKTANZAHL 3P | OCTANE NUMBER 3P |
| X15A | ARMATURENTAFEL & MOTRONIC/JETRONIC 10P | INSTRUMENT PANEL & MOTRONIC/JETRONIC 10P |
| X15B | ARMATURENTAFEL & MOTRONIC/JETRONIC 8P (AT) | INSTRUMENT PANEL & MOTRONIC/JETRONIC 8P (AT) |
| X15C | ARMATURENTAFEL & MOTRONIC/JETRONIC 5P (AT) | INSTRUMENT PANEL & MOTRONIC/JETRONIC 5P (AT) |
| X15D | ARMATURENTAFEL & MOTRONIC/JETRONIC 3P | INSTRUMENT PANEL & MOTRONIC/JETRONIC 3P |
| X17 | INSTRUMENT 14P | INSTRUMENT 14P |
| X18 | INSTRUMENT 16P | INSTRUMENT 16P |
| X20 | TÜR & TÜR.FAHRER 21P | DOOR & DOOR, DRIVER 21P |
| X21 | TÜR & TÜR.BEIFÄHRER 21P | DOOR & DOOR, CO-DRIVER 21P |
| X22 | TÜR & TÜR.HINTEN LINKS 9P | DOOR & DOOR, REAR LEFT 9P |
| X22A | TÜR & TÜR.HINTEN LINKS 2P | DOOR & DOOR, REAR LEFT 2P |
| X23 | TÜR & TÜR.HINTEN.RECHTS 9P | DOOR & DOOR, REAR RIGHT 9P |
| X23A | TÜR & TÜR.HINTEN.RECHTS 2P | DOOR & DOOR, REAR RIGHT 2P |
| X25 | KAROSSERIE & DECKEL,HECKRAUM 4P | BODY & LID-TRUNK 4P |
| X26 | KAROSSERIE & DECKEL,HECKRAUM 3P | BODY & LID-TRUNK 3P |
| X27 | KAROSSERIE & WAGENHOEHENREGULIERUNG 3P | X27 BODY & CAR LEVEL CONTROL 3P |
| X30 | MOTRONIC/JETRONIC & SCHALTER-AT 5P | MOTRONIC/JETRONIC & SWITCH-AT 5P |
| X31 | ARMATURENTAFEL & SCHALTER-AT 5P | INSTRUMENT PANEL & SWITCH-AT 5P |
| X32 | MAGNETVENTILE-AT 3P | SOLENOID VALVES-AT 3P |
| X40 | KAROSSERIE & GETRIEBE 8P | BODY & TRANSMISSION 8P |
| X41 | ARMATURENTAFEL & EMPFANGSGERÄT 4P | INSTRUMENT PANEL & RECEIVER 4P |
| X43 | KAROSSERIE & EMPFANGSGERÄT 6P | BODY & RECEIVER 6P |
| X44 | KAROSSERIE & LAUTSPRECHER.HINTEN 6P | BODY & LOUDESPEAKER, REAR 6P |
| X45 | TÜR & KONSOLE 5P | DOOR & CONSOLE 5P |
| X46 | TÜR & KONSOLE 8P (FH) | DOOR & CONSOLE 8P (FH) |
| X47 | TÜR & KONSOLE 7P (FH) | DOOR & CONSOLE 7P (FH) |



STECKER UND STECKVERBINDUNGEN PLUGS AND PLUG-CONNECTIONS

| | | |
|------|--|--|
| X1 | STECKDOSE-ANHÄNGER 7P | SOCKET-TRAILER 7P |
| X5 | ARMATURENTAFEL & MOTOR 14P | INSTRUMENT PANEL & ENGINE 14P |
| X6 | ARMATURENTAFEL & KAROSSERIE 51P | INSTRUMENT PANEL & BODY 51P |
| X6A | ARMATURENTAFEL & KAROSSERIE 5P (BR) | INSTRUMENT PANEL & BODY 5P (BR) |
| X6B | ARMATURENTAFEL & FAHRW.ABST..HINTEN 8P | INSTRUMENT PANEL & RIDE CONTROL-REAR 8P |
| X6C | ARMATURENTAFEL & TÜR 2P | INSTRUMENT PANEL & DOOR 2P |
| X6D | KAROSSERIE & TÜR 6P (ZV) | BODY & DOOR 6P (ZV) |
| X7 | ARMATURENTAFEL & KLIMAPLANZE 7P | INSTRUMENT PANEL & AIR CONDITIONING 7P |
| X8 | LCD-INSTRUMENT 26P | LCD INSTRUMENT 26P |
| X13 | DIAGNOSE 10P | DIAGNOSTIC LINK 10P |
| X15 | OKTANZAHL 3P | OCTANE NUMBER 3P |
| X15A | ARMATURENTAFEL & MOTRONIC/JETRONIC 10P | INSTRUMENT PANEL & MOTRONIC/JETRONIC 10P |
| X15B | ARMATURENTAFEL & MOTRONIC/JETRONIC 8P (AT) | INSTRUMENT PANEL & MOTRONIC/JETRONIC 8P (AT) |
| X15C | ARMATURENTAFEL & MOTRONIC/JETRONIC 5P (AT) | INSTRUMENT PANEL & MOTRONIC/JETRONIC 5P (AT) |
| X15D | ARMATURENTAFEL & MOTRONIC/JETRONIC 3P | INSTRUMENT PANEL & MOTRONIC/JETRONIC 3P |
| X17 | INSTRUMENT 14P | INSTRUMENT 14P |
| X18 | INSTRUMENT 16P | INSTRUMENT 16P |
| X20 | TÜR & TÜR.FAHRER 21P | DOOR & DOOR.DRIVER 21P |
| X21 | TÜR & TÜR.BEIFAHRER 21P | DOOR & DOOR.CODRIVER 21P |
| X22 | TÜR & TÜR.HINTEN LINKS 9P | DOOR & DOOR.REAR LEFT 9P |
| X22A | TÜR & TÜR.HINTEN LINKS 2P | DOOR & DOOR.REAR LEFT 2P |
| X23 | TÜR & TÜR.HINTEN.RECHTS 9P | DOOR & DOOR.REAR RIGHT 9P |
| X23A | TÜR & TÜR.HINTEN.RECHTS 2P | DOOR & DOOR.REAR RIGHT 2P |
| X25 | KAROSSERIE & DECKEL.HECKRAUM 4P | BODY & LID-TRUNK 4P |
| X26 | KAROSSERIE & DECKEL.HECKRAUM 3P | BODY & LID-TRUNK 3P |
| X27 | KAROSSERIE & WAGENHOHENREGULIERUNG 3P | X27 BODY & CAR LEVEL CONTROL 3P |
| X30 | MOTRONIC/JETRONIC & SCHALTER-AT 5P | MOTRONIC/JETRONIC & SWITCH-AT 5P |
| X31 | ARMATURENTAFEL & SCHALTER-AT 5P | INSTRUMENT PANEL & SWITCH-AT 5P |
| X32 | MAGNETVENTILE-AT 3P | SOLENOID VALVES-AT 3P |
| X40 | KAROSSERIE & GETRIEBE 8P | BODY & TRANSMISSION 8P |
| X41 | ARMATURENTAFEL & EMPFANGSGERÄT 4P | INSTRUMENT PANEL & RECEIVER 4P |
| X43 | KAROSSERIE & EMPFANGSGERÄT 6P | BODY & RECEIVER 6P |
| X44 | KAROSSERIE & LAUTSPRECHER.HINTEN 6P | BODY & LOUDSPEAKER,REAR 6P |
| X45 | TÜR & KONSOLE 5P | DOOR & CONSOLE 5P |
| X46 | TÜR & KONSOLE 8P (FH) | DOOR & CONSOLE 8P (FH) |
| X47 | TÜR & KONSOLE 7P (FH) | DOOR & CONSOLE 7P (FH) |